

K-1

brite*
YOUNGER
SMALL GROUP

Elementary

JANUARY 5



BOY JESUS

BIBLE PASSAGE: Luke 2:41-52

FOCUS VERSES: Luke 2:52; Colossians 2:9; Philippians 2:6-7

Summary: When Jesus was twelve years old, Mary and Joseph took Him to the temple during the Feast of the Passover. After the feast ended, Mary, Joseph and the rest of their group returned to Jerusalem, but Jesus stayed behind. When Mary and Joseph realized this, they returned to Jerusalem and found Him in the temple. Jesus was listening to the teachers and asking them questions, amazing those who heard Him with His answers and understanding. Jesus was fully human—He was a normal kid. But He was also fully God.



MONTHLY *Memory Verse*

And the Word became flesh and dwelt among us, and we have seen His glory.

(JOHN 1:14A)

BRITE  *Idea*

Jesus is fully God and fully man.

HE

WE

ME

WHAT KIND OF KID WAS JESUS?

Jesus grew and developed like any other kid. But, He lived in complete obedience to God. From the moment He was born, He was fully God but also fully man.

WHAT DOES JESUS SHOW US ABOUT HOW TO GROW CLOSER TO GOD?

Even as a kid, Jesus was seeking God. We can grow in our relationship with God too. Jesus studied God's Word, prayed, listened to wise teachers, and asked questions.

WHAT DOES GOD WANT ME TO KNOW ABOUT HIM?

Kids will be given the opportunity to reflect on the truth they learned about God and respond accordingly.

Pray for each regular attendee by name. Pray for those who might visit your group for the first time. Pray specifically for kids who are typically overlooked by others. Pray that they would be made to feel special and valued. Also pray for kids who are typically doing the “overlooking.” Ask God to show them other kids who need to feel valued. Pray that these kids would work to make others feel included and special.

Before Kids Arrive

- Go through your supply tub and make sure you have all the supplies you need for the morning. (we do sometimes make mistakes 😊)

Arrival

Kids will be with their parents for worship and be dismissed to meet you in the Bridge Kids Lobby. During the kids blessing, come to the Bridge Kids Lobby and get your Attendance Book.

Welcome kids and verify you have all kids listed in the book (and that all kids ARE listed in the book. Any kids not listed will need to be checked in by the Welcome Desk).

Big Group

When prompted, take your group to the Big Group Room. If any brought their Bibles, have them place their names on the slips of paper and place in the proper container.

Please sit with your few and help them be good listeners.

After Big Group

Welcome the kids to your group.

Ask: What was the best part of your week? What was the worst part of your week?

Ask: How did God use those experiences to grow you as a disciple of Jesus?

Ask: How can I pray for you (write them on the journal page).

Start With Prayer Requests – this builds relationship.

You will pray at the end of the service





PROVIDE PREDICTABLE ENVIRONMENTS



Consider a time when you entered a situation and you weren't sure what was coming next. You may have felt a bit uneasy. All kids, and especially those who have come from hard places, need predictability. Here are some ways to increase felt safety through predictability:

- **Assume you have a new kid every week.** Even if you look around and have known every kid in your space since birth, give instructions and expectations as if there is a brand new kid in your midst. Kids, especially those who are neurodiverse or have had difficult childhoods, need to hear expectations repeated.
- **Routines provide security.** Stick with a standard schedule each week. Before you transition to a new activity, give the kids a heads-up. For example, say, "First we're going to clean up; then in five minutes, we'll go to large group."
- **Preparing for changes:** Before you make a change, consider how you can best prepare your kids for it. Switching snacks or removing toys? How might you prepare kids for this change or make the transition gradually?

NAVIGATING A BROKEN WORLD: OBEYING PARENTS

ELEMENTARY GLOSSARY

Fully God: to be 100% God all the time

Fully man: to be 100% human all the time

Divine: to be God or God-like

Only 21 percent of American adults valued children's obedience as an important quality. This is a significant drop from when the same question was asked in 1990.* Even though our culture may not value obedience, we know God still does. His commands haven't changed. He still wants kids to obey their parents. And kids still struggle with this every single day! In today's story, kids will learn about a time when Jesus wasn't where His parents thought He was and they were very worried. This story often leads kids to wonder if Jesus disobeyed His parents. You can help kids understand that Jesus wasn't being disobedient. This situation was more like a misunderstanding. Jesus knew He was supposed to be in the temple, focusing on God. The end of the story even tells us Jesus was submissive to (obeyed) His parents.

*For more resources on this topic, check out our Pinterest page: <https://pin.it/qb2WSIO6t>

Small Group ROADMAP

1 BELONG
(10 MINUTES)

Goal: For kids to experience God's love through a welcoming community

WHERE DID IT GO?
SUPPLIES: Mixing bowl, whisk, spatula, oven mitt, salt, pepper, spoon (or other cooking items)

FIND YOUR MATCH
SUPPLIES: Printable pages, scissors, painter's tape

2 BELIEVE
(10 MINUTES)

Goal: For kids to discover who God is by engaging with the Bible

MIRRORED REACTIONS
SUPPLIES: Bibles

MEMORY VERSE SCRAMBLE
SUPPLIES: Bibles, printable pages, scissors

3 

DISCIPLESHIP DISCUSSION
(10 MINUTES)


Goal: To engage kids in faith conversations that help them navigate a broken world with biblical wisdom

4 BECOME
(10 MINUTES)

Goal: For kids to learn to follow Jesus by applying faith to their lives

SEEK AND FIND
SUPPLIES: Bible, printable page, coloring supplies

GROW LIKE JESUS
SUPPLIES: Whiteboard, dry-erase markers

5 

SMALL GROUP WRAP-UP
(5 MINUTES)

SUPPLIES: Take-Home page, coloring supplies



MIRRORED REACTIONS

SUPPLIES:

Bibles

PREP:

None

INSTRUCTIONS:

1. *Lead kids to find John 1:14a in their Bible. Read the verse aloud together.*
2. **Discuss:** Who or what is the "Word" in this verse?
3. **Say:** In our story, we learned that Jesus was a normal kid. Unlike us, though, Jesus is fully man AND fully God.
4. **Discuss:** What things did He do that other kids would have done? What did He do that only God could do?
5. **Read:** Philippians 2:6-7.
6. **Discuss:** What was different about Jesus when He was a kid?
7. *Have kids find a partner and stand face-to-face.*
8. **Say:** Let's play a game! You will stand face-to-face with your partner and one of you will be the "mirror." Your partner will do everything you do as if they were looking in a mirror.
9. *Demonstrate with a leader or older kid.*
10. *Allow kids to choose their own actions, then instruct them to mirror different reactions/emotions of shock, anger, disgust and joy.*
11. *Gather kids together.*
12. **Discuss:** Do you think Jesus had some of these feelings that you just mirrored with one another?
13. **Discuss:** What kind of kid was Jesus?



ACTIVITY WRAP-UP:

Jesus grew and developed like any other kid. But He lived in complete obedience to God. From the moment He was born, He was fully God but also fully man. But unlike us, He never sinned. Even as a kid, Jesus was seeking God.

 **Discipleship DISCUSSION****WHAT DOES THIS MEAN FOR FOLLOWERS OF JESUS?**

Discuss: How does this story show us that God is our Rescuer?

Say: The Rescuer God sent was human just like us. He came as a baby and then was a kid. He had brothers and sisters. He had parents. He probably fell down and skinned His knee. He understands what it is like to be a kid! But He is also God. Even though He was a kid, He never called someone a mean name or kicked His sister. He was perfect so that He could be the One who rescued us from sin by dying on the cross.

BUT WHAT ABOUT . . . OBEYING PARENTS?

Discuss: On a scale of 1-10, how much do kids struggle with obeying their parents? If they almost never struggle, choose 1. 10 would mean it is a constant struggle.

Discuss: Does today's story teach us that it's okay to disobey our parents?

Discuss: What does God have to say about that?

Say: Some people hear today's story and think Jesus was disobedient to His parents by staying behind. Jesus felt He was exactly where He was supposed to be; His parents just didn't know that. He did not disobey them. We know that even though Jesus is fully human, He never sinned because He is also fully God. Exodus 20:12 says: *Honor your father and your mother, that your days may be long in the land that the Lord your God is giving you.* Jesus did this and God calls us to obey our parents, too. This may be one of the most challenging things God calls kids to do. However, the Holy Spirit can help us, and Jesus always forgives us when we mess up.



SEEK AND FIND

SUPPLIES:

Bible, printable page, coloring supplies

PREP:

Print the printable page (1 per kid).

LEADER TIP:

Have some quiet fidgets available for kids who need extra movement during the activities at the stations.



INSTRUCTIONS:

1. **Discuss:** What two things was Jesus? Jesus is fully _____. Jesus is also fully _____.
2. **Read:** Colossians 2:9.
3. **Say:** This verse tells us that in Jesus the whole fullness of deity dwells bodily. That means that Jesus is not just fully man, but that He is also fully God. He is not just a little bit God; He's fully God! And He is not just a little bit man; He's fully man, too!
4. **Discuss:** Why is it important to know that Jesus is fully God and fully man?
5. **Discuss:** Where did Mary and Joseph find Jesus? What was He doing? Why do you think He was there?
6. **Say:** Even though Jesus is fully human and fully God, He was still seeking God in the temple as a kid!
7. **Say:** We can grow in our relationship with God, too. Jesus studied God's Word, prayed, listened to wise teachers and asked questions.
8. **Say:** I am going to pass out this printable page. On it, there is one big picture and also some little hidden pictures. At the bottom, you will see the pictures that you are going to be looking for inside the big picture.
9. *Pass out supplies and allow kids time to find the hidden images and color in the picture.*
10. *One by one, go over each image and where they are hidden.*
11. *With each image, ask, "How can you grow closer to God through (image)?"*
12. *Close by leading kids in prayer and asking God to use those things to help them grow in their relationship with Him.*



ACTIVITY WRAP-UP:

We just talked about a lot of ways we can grow in our relationship with God. Let's think of some specific ways we can put that into practice this week as we leave here today.



Wrap-Up



WHAT DOES GOD WANT ME TO KNOW ABOUT HIM?

Say: We are going to take a few minutes to think about what we have learned today about Jesus. God wants us to love Him even more as we learn more about who He is.

Pass out the Take-Home page. Instruct kids to think about what they've learned about God today and draw/write an answer to "What does God want me to know about Him?"

CHOOSE YOUR CHALLENGE.

Say: We want to respond to God and remember what He has taught us today. We also want to use what He's taught us during the coming week. As we become more like Jesus, our lives change!

Read the challenges from the Take-Home page aloud. Ask kids to mark which one they want to choose for this week.



SAY GOODBYE!

Tell kids goodbye and thank them for being a part of your group.

As kids wait to be picked up, encourage them to complete the activities on the back of the Take-Home page. As kids work, ask relationship-building questions, such as, "What are you looking forward to this week?" or "What do you do for fun?"

As parents arrive at pickup, look for opportunities to connect with them, pointing out the Take-Home page their kid is bringing home.

SUPPLIES:

Take-Home page, coloring supplies

PREP:

Print the printable page (1 per kid).



PRAYER

God, thank You for the example that Jesus shows us of how to seek You. Please help us seek You and love You all the days of our lives. Amen.

Extra Time?

- Work on Books of the Bible
- Work on Memory Verse
 - ERASE A WORD: Write on a white board, erasing one word at a time after the class repeats the verse out loud to you.
 - BEAN BAG: Have children toss a bean bag to each other and when they catch the bean bag they say the next word in the verse
 - POPCORN: Have children sit in a circle and jump up in turn and say the next word of the verse, sitting down quickly after saying their word
 - HAND MOTIONS: Either you or the kids make up hand motions to key words or phrases of the verse. Practice and then have a competition between boys and girls.

Greet parents at the door. Make sure you match their security tag with Attendance Book. Have them initial Attendance Book (their security tag and child's nametag can be given to Welcome Desk for nametag ball.)

Hand each parent:

- Any craft/activity page

BEFORE YOU LEAVE:

After 10:00 Services:

- Erase whiteboard.
- Place Prayer Journal and Curriculum book in supply tub.
- Return Prayer Sheet, KidMin Team Member Report (if needed) and Attendance Book to Welcome Desk

After 11:45 Services:

- Erase whiteboard.
- Make sure chairs are stacked (kids can do this)
- Turn off TV by:
 - Close PowerPoint
 - Power off computer
 - Turn off TV
- Put everything away – all tables should be completely empty
- Place Prayer Journal and Curriculum book in supply tub.
- Return Prayer Sheet, KidMin Team Member Report (if needed) and Attendance Book to Welcome Desk
- Take supply tub to Resource Room



JESUS' TEMPTATION

BIBLE PASSAGE: Luke 4:1-15

FOCUS VERSES: Hebrews 4:15; Hebrews 2:18; 1 Peter 5:8; 1 John 4:4

Summary: When He was about thirty years old, Jesus began His ministry, showing and teaching people about God. Baptized by His cousin, John, Jesus faced temptations from the devil in the wilderness. The devil, God's enemy, tempted Jesus with food, power over kingdoms and testing God's protection. Despite hunger, Jesus stayed true to God's Word, resisting the devil's lies. He emphasized worshiping God alone. After overcoming these trials, Jesus continued teaching about God's kingdom.



MONTHLY

Memory Verse

And the Word became flesh and dwelt among us, and we have seen His glory.

(JOHN 1:14A)

BRITE  **Idea**

Jesus never sinned, but He understands our temptation.

HE

DID JESUS EVER SIN?
No, because He is fully God, Jesus is perfect and holy. He never disobeyed God in any way.

WE

HOW CAN JESUS HELP US WHEN WE ARE TEMPTED TO SIN?
Because Jesus was fully human, He understands our temptations. He shows us mercy and grace and provides a way out.

ME

WHAT DOES GOD WANT ME TO KNOW ABOUT HIM?
Kids will be given the opportunity to reflect on the truth they learned about God and respond accordingly.

Pray for each regular attendee by name. Pray for those who might visit your group for the first time. Pray specifically for kids who are typically overlooked by others. Pray that they would be made to feel special and valued. Also pray for kids who are typically doing the “overlooking.” Ask God to show them other kids who need to feel valued. Pray that these kids would work to make others feel included and special.

Before Kids Arrive

- Go through your supply tub and make sure you have all the supplies you need for the morning. (we do sometimes make mistakes 😊)

Arrival

Kids will be with their parents for worship and be dismissed to meet you in the Bridge Kids Lobby. During the kids blessing, come to the Bridge Kids Lobby and get your Attendance Book.

Welcome kids and verify you have all kids listed in the book (and that all kids ARE listed in the book. Any kids not listed will need to be checked in by the Welcome Desk).

Big Group

When prompted, take your group to the Big Group Room. If any brought their Bibles, have them place their names on the slips of paper and place in the proper container.

Please sit with your few and help them be good listeners.

After Big Group

Welcome the kids to your group.

Ask: What was the best part of your week? What was the worst part of your week?

Ask: How did God use those experiences to grow you as a disciple of Jesus?

Ask: How can I pray for you (write them on the journal page).

Start With Prayer Requests – this builds relationship.

You will pray at the end of the service



Leader TRAINING

LEADER TRAINING TOPIC: GIVE CHOICES

Kids have many choices made for them, especially those who have experienced trauma. As they struggle during chaotic times, we can share the power and increase their felt safety, by giving them a voice and offering choices.

- **Use choices in correction.** If a child's behavior is not acceptable, offer them a few alternative options. For example, if a child is unable to sit quietly during large group, let them choose between sitting in the back of the group with a fidget toy or walking in the back of the group while also listening.
- **Offer variety.** Consider how you can give options during various activities. For example, have at least 2-3 activity options available when kids arrive, such as allowing them to choose between coloring or playing with toys.
- **Be flexible.** If a child chooses to participate differently than you had originally planned, be flexible. If a child prefers to sit on the floor instead of at a table, consider moving that small group to a corner of the room on the floor.

NAVIGATING A BROKEN WORLD: WHEN WE MESS UP

ELEMENTARY GLOSSARY

Sin: anything we say, think, or do that disobeys God

Temptation: something that causes us to consider doing the wrong thing

One study revealed that as many as 40 percent of believers struggle with guilt because they are afraid they are displeasing God.* Guilt is a normal human emotion that the Holy Spirit often uses to convict of sin. Second Corinthians 7:10 says: *For godly grief produces a repentance that leads to salvation without regret, whereas worldly grief produces death.* It is important for kids to understand that they will give in to temptation sometimes. Only Jesus is perfect and sinless. The feeling of guilt is designed to bring us back to God, not to consume us with fear and take over our lives. Kids (and adults) tend to default to a works-based view of pleasing God. You can help kids understand that we can't do enough good things to deserve to go to heaven and we also can't do enough bad things to make God stop loving us. Jesus died on the cross to take the punishment for our sin. When we mess up, we can turn to Him and ask for forgiveness.

*For more resources on this topic, check out our Pinterest page: <https://pin.it/qAPuumrCx>

Small Group ROADMAP

1 BELONG
(10 MINUTES)

Goal: For kids to experience God's love through a welcoming community

TEMPTING!
SUPPLIES: Play food

OR

OVER-UNDER BREAD
SUPPLIES: 2 slices of bread

2 BELIEVE
(10 MINUTES)

Goal: For kids to discover who God is by engaging with the Bible

BALANCING ACT
SUPPLIES: Bibles, painter's tape

OR

ACTION DICE
SUPPLIES: Bibles, printable pages, scissors, tape

3 

DISCIPLESHIP DISCUSSION
(10 MINUTES)

Goal: To engage kids in faith conversations that help them navigate a broken world with biblical wisdom


4 BECOME
(10 MINUTES)

Goal: For kids to learn to follow Jesus by applying faith to their lives

TEMPTATION STATION
SUPPLIES: Bible, printable pages, painter's tape

OR

A WAY OUT
SUPPLIES: Bible, paper (1 per kid), coloring supplies

5 

SMALL GROUP WRAP-UP
(5 MINUTES)

SUPPLIES: Take-Home page, coloring supplies



ACTION DICE

SUPPLIES:

Bibles, printable pages, scissors, tape

PREP:

Print the die printable page on cardstock and cut out. Assemble the die using tape. Print the memory verse and place it where everyone can see it.

LEADER TIP:

Be ready to give verse hints as the game gets trickier.



INSTRUCTIONS:

1. **Say:** Let's play a game to learn and discuss today's verse!
2. *Lead kids to find John 1:14a in their Bible. Read the verse aloud together.*
3. **Discuss:** Who or what is the "Word" in this verse?
4. **Discuss:** What does it mean that Jesus dwelt among us?
5. *Read the verse aloud together again. Point to each word of the memory verse as you read them aloud.*
6. **Say:** You will each take a turn rolling this die and doing the action while reciting the Bible verse.
7. *Allow everyone to have a turn rolling the die and saying the verse as a group.*
8. **Say:** Great job! Let's make it a little harder. I will flip over the Bible verse so you can't see it.
9. *Practice the verse again before flipping it over.*
10. *Play the second round.*
11. *The game is over when everyone has had a chance to roll the die and review the Bible verse.*
12. *Gather kids back together.*
13. **Discuss:** Did Jesus ever sin? What did Jesus do when He was tempted? Can we do what Jesus did when we are tempted?
14. **Say:** Jesus never sinned because He is fully God. Jesus is perfect and holy. He never disobeyed God in any way. When He was tempted, Jesus remembered Scripture that would help Him. We can do the same thing when we are tempted.



ACTIVITY WRAP-UP:

Jesus is fully God and fully man. He was tempted, but unlike us, He never sinned. When we are tempted, we can ask for Jesus' help.



Discipleship DISCUSSION

WHAT DOES THIS MEAN FOR FOLLOWERS OF JESUS?

Discuss: How does this story show us that God is our Rescuer?

Say: Jesus overcame every temptation and never sinned. He understands every single thing we go through. He knows our struggles. Though He chose the right thing every time, He knows we sin. We don't always make the right choice. He chose to be our Rescuer and died on the cross in our place.

BUT WHAT ABOUT . . . WHEN WE MESS UP?

Discuss: What are some temptations kids face?

Discuss: When kids do give in to temptation and mess up, what are some ways they may try to handle that?

Discuss: What does God have to say about that?

Say: Only Jesus faced temptation and beat it every time. The rest of us mess up. A lot. Some people sin and try to hide it. Some people try to pretend it isn't a big deal. Some people try to do good things to make up for it. Some people feel terrible guilt and just feel ashamed forever about what they did. None of these are the answers for really dealing with our sin. 1 John 1:9 says: *If we confess our sins, He is faithful and just to forgive us our sins and cleanse us from all unrighteousness.* God loves us and He knows we will mess up. We can turn to Him and ask for His forgiveness. We don't have to hide. Jesus died on the cross for all the wrong things we do. When we sin, we can trust Him for making a way for us to be made right again.



TEMPTATION STATION

SUPPLIES:

Bible, printable pages, painter's tape

PREP:

Print the printable pages and tape each on a separate wall.

ADAPTATION FOR DIFFERENT LEARNERS:

Have some quiet fidgets available for kids who need extra movement during the activities at the stations.

INSTRUCTIONS:

1. **Discuss:** How did Jesus respond when He was tempted? Why was He able to respond that way?
2. **Read:** Hebrews 4:15.
3. **Say:** The author tells us that Jesus can understand our weaknesses because He was also tempted, but He did not sin.
4. **Discuss:** How can Jesus help us when we are tempted?
5. **Say:** Because Jesus was fully human, He understands our temptations. He loves us and provides a way out.
6. **Say:** We are going to three stations to talk about different temptations you may face. At each station, we will also pray and ask God to help us when we face those temptations.
7. *Lead kids to the first station and read the sin under the dot to the kids.*
8. **Say:** The (insert color) dot stands for (insert temptation).
9. *Discuss situations in which kids may feel tempted to sin in that way. Discuss ways that Jesus could provide a way out for them when they are tempted.*
10. *Lead kids in prayer asking God for forgiveness for that sin. Ask God to remind them to talk to Him when they are tempted. Thank God for always providing a way out of temptation.*
11. *Repeat with the remaining two stations.*



ACTIVITY WRAP-UP:

Jesus is always ready to help when we are tempted to sin. He understands our temptation and is so good to show us mercy and grace to provide a way out.



Wrap-Up



WHAT DOES GOD WANT ME TO KNOW ABOUT HIM?

Say: We are going to take a few minutes to think about what we have learned today about Jesus. God wants us to love Him even more as we learn more about who He is.

Pass out the Take-Home page. Instruct kids to think about what they've learned about God today and draw/write an answer to "What does God want me to know about Him?"

CHOOSE YOUR CHALLENGE.

Say: We want to respond to God and remember what He has taught us today. We also want to use what He's taught us during the coming week. As we become more like Jesus, our lives change!

Read the challenges from the Take-Home page aloud. Ask kids to mark which one they want to choose for this week.



SAY GOODBYE!

Tell kids goodbye and thank them for being a part of your group.

As kids wait to be picked up, encourage them to complete the activities on the back of the Take-Home page. As kids work, ask relationship-building questions, such as, "What are you looking forward to this week?" or "What do you do for fun?"

As parents arrive at pickup, look for opportunities to connect with them, pointing out the Take-Home page their kid is bringing home.

SUPPLIES:

Take-Home page, coloring supplies

PREP:

Print the printable page (1 per kid).



PRAYER

God, thank You for Your mercy and grace! Help us remember that You are near. Please help us when we are tempted to sin. Amen.

Extra Time?

- Work on Books of the Bible
- Work on Memory Verse
 - ERASE A WORD: Write on a white board, erasing one word at a time after the class repeats the verse out loud to you.
 - BEAN BAG: Have children toss a bean bag to each other and when they catch the bean bag they say the next word in the verse
 - POPCORN: Have children sit in a circle and jump up in turn and say the next word of the verse, sitting down quickly after saying their word
 - HAND MOTIONS: Either you or the kids make up hand motions to key words or phrases of the verse. Practice and then have a competition between boys and girls.

Greet parents at the door. Make sure you match their security tag with Attendance Book. Have them initial Attendance Book (their security tag and child's nametag can be given to Welcome Desk for nametag ball.)

Hand each parent:

- Any craft/activity page

BEFORE YOU LEAVE:

After 10:00 Services:

- Erase whiteboard.
- Place Prayer Journal and Curriculum book in supply tub.
- Return Prayer Sheet, KidMin Team Member Report (if needed) and Attendance Book to Welcome Desk

After 11:45 Services:

- Erase whiteboard.
- Make sure chairs are stacked (kids can do this)
- Turn off TV by:
 - Close PowerPoint
 - Power off computer
 - Turn off TV
- Put everything away – all tables should be completely empty
- Place Prayer Journal and Curriculum book in supply tub.
- Return Prayer Sheet, KidMin Team Member Report (if needed) and Attendance Book to Welcome Desk
- Take supply tub to Resource Room



NICODEMUS

BIBLE PASSAGE: John 3:1–21

FOCUS VERSES: John 3:16; John 5:24; Ephesians 2:8–9;
1 John 4:10

Summary: Nicodemus, a Pharisee, was intrigued by Jesus' miracles and approached Him. Pharisees disliked Jesus for not following their strict rules. Nicodemus acknowledged Jesus as a teacher from God. Jesus told him about being "born again" spiritually, not physically. Nicodemus was puzzled because he thought good deeds were enough. Jesus explained that one needed to believe in Him for a fresh start. He shared that God offered eternal life through His Son. Nicodemus was faced with a choice. He had to decide if he believed in Jesus as the Savior.



MONTHLY

Memory Verse

And the Word became flesh and dwelt among us, and we have seen His glory.

(JOHN 1:14A)

BRITE  *Idea*

Jesus gives eternal life.

HE

WE

ME

HOW IS JESUS ABLE TO GIVE US ETERNAL LIFE?

Because He was fully man, Jesus could take the punishment for our sin by dying on the cross. Because He was fully God, Jesus was the perfect sacrifice and defeated death by rising from the dead.

HOW CAN WE HAVE ETERNAL LIFE?

God offers His salvation as a free gift from His grace. If we believe in Jesus and trust Him alone for forgiveness of our sins, we can have eternal life.

WHAT DOES GOD WANT ME TO KNOW ABOUT HIM?

Kids will be given the opportunity to reflect on the truth they learned about God and respond accordingly.

Pray for each regular attendee by name. Pray for those who might visit your group for the first time. Pray specifically for kids who are typically overlooked by others. Pray that they would be made to feel special and valued. Also pray for kids who are typically doing the “overlooking.” Ask God to show them other kids who need to feel valued. Pray that these kids would work to make others feel included and special.

Before Kids Arrive

- Go through your supply tub and make sure you have all the supplies you need for the morning. (we do sometimes make mistakes 😊)

Arrival

Kids will be with their parents for worship and be dismissed to meet you in the Bridge Kids Lobby. During the kids blessing, come to the Bridge Kids Lobby and get your Attendance Book.

Welcome kids and verify you have all kids listed in the book (and that all kids ARE listed in the book. Any kids not listed will need to be checked in by the Welcome Desk).

Big Group

When prompted, take your group to the Big Group Room. If any brought their Bibles, have them place their names on the slips of paper and place in the proper container.

Please sit with your few and help them be good listeners.

After Big Group

Welcome the kids to your group.

Ask: What was the best part of your week? What was the worst part of your week?

Ask: How did God use those experiences to grow you as a disciple of Jesus?

Ask: How can I pray for you (write them on the journal page).


Start With Prayer Requests – this builds relationship.

You will pray at the end of the service





LEADER TRAINING TOPIC: BE PLAYFUL



Dr. Fred Rogers said, “Play is often talked about as if it were a relief from serious learning. But for kids, play IS serious learning. Play is really the work of childhood.” Play helps build connection and immediately increases felt safety.

- **Learn from the experts.** Kids are the best at play. Want to improve your play skills? Sit down next to a kid and do what they’re doing. Ask them to instruct you in the game they are playing.
- **Create a playful environment.** Start play as soon as a kid comes to the room door by greeting them with a high-five or a fist bump. Sit at the table and color, or get on the floor and build with blocks.
- **Playfully guide behavior.** Instead of immediately going to correction, try being playful. Changing the tone of your voice can change the interaction to a collaborative one with the child, working together to improve behavior. Use your “fun voice” when redirecting a kid.

**NAVIGATING A BROKEN WORLD:
CAN I BE GOOD ENOUGH TO GO TO HEAVEN?**

**ELEMENTARY
GLOSSARY**

Eternal life: living forever, even after death on Earth

Born again: to believe in Jesus as Savior and have a new life spiritually

Over half of believers in America believe that you can earn your way into heaven by doing good things.* Works-based faith can be easy for people, especially kids, to grab onto. Kids are told all the time to “be good.” Often their acceptance at school or at home is based on their behavior. It is easy for kids to believe that is how God also accepts them. Because we know kids (and adults) tend to lean that way, it is important to be careful with the words used in small group. Avoid phrases such as, “It makes God sad when you are mean to your friends” or “You will make God happy if you sit down in the circle.” We do not want to communicate that God will love a kid more or less because of their actions. In today’s story, kids will learn the only way to go to heaven is to be born again through the grace of God. You have the amazing opportunity to point kids towards the miracle of God’s loving gift of salvation.

*For more resources on this topic, check out our Pinterest page: <https://pin.it/3P9wYCjtE>

Small Group ROADMAP

1 BELONG
(10 MINUTES)

Goal: For kids to experience God's love through a welcoming community

OH, BABY
SUPPLIES: 2 baby dolls, 2 diapers, 2 baby outfits, 2 baby bottles, 2 baby blankets

OR

OLD AND NEW
SUPPLIES: Printable page, scissors, tape

2 BELIEVE
(10 MINUTES)

Goal: For kids to discover who God is by engaging with the Bible

BIBLE VERSE BAKE
SUPPLIES: Bibles, printable pages, scissors

OR

ETERNAL HOME
SUPPLIES: Bibles, magnet tiles

3 

DISCIPLESHIP DISCUSSION
(10 MINUTES)

Goal: To engage kids in faith conversations that help them navigate a broken world with biblical wisdom


4 BECOME
(10 MINUTES)

Goal: For kids to learn to follow Jesus by applying faith to their lives

GLOBAL PRAYERS
SUPPLIES: Bible, printable page, inflatable globe

OR

GOOD NEWS TELEPHONE
SUPPLIES: Bible

5 

SMALL GROUP WRAP-UP
(5 MINUTES)

SUPPLIES: Take-Home page, coloring supplies



ETERNAL HOME

SUPPLIES:

Bibles, magnet tiles

PREP:

None

LEADER TIP:

If you don't have magnet tiles, you can use any building materials you have on hand for this activity.



INSTRUCTIONS:

1. *Lead kids to find John 1:14a in their Bible. Read the verse aloud together.*
2. **Discuss:** What does it mean to become flesh?
3. **Discuss:** Who became flesh?
4. **Discuss:** What is a dwelling?
5. *Divide kids into groups of four. Give each group some magnet tiles.*
6. *Have groups build a small house with their tiles. Explain that "dwelling" is another word for a place where someone lives.*
7. *Lead kids in their groups to find John 3:16 in their Bible and read aloud.*
8. **Discuss:** What is eternal life?
9. **Discuss:** How is Jesus able to give us eternal life?
10. **Discuss:** What did Jesus tell Nicodemus he needed to do?
11. **Say:** Because He is fully man, Jesus could take the punishment for our sin by dying on the cross. Because He is fully God, Jesus was the perfect sacrifice and defeated death by rising from the dead.
12. *Have groups work together to build a big house with all their magnet tiles.*
13. **Read:** John 5:25.
14. **Discuss:** What does this verse tell us that you pass from when you have eternal life?
15. **Say:** Jesus died so that we could be washed clean from our sin and spend eternity with God forever if we believe and trust in Him.
16. **Say:** If our eternal life is spent with God, can you imagine what our home in heaven would look like?

ACTIVITY WRAP-UP:

It is good news that Jesus can give us eternal life. Just like Nicodemus, we can decide if we want to follow Jesus and have eternal joy!



Discipleship DISCUSSION

WHAT DOES THIS MEAN FOR FOLLOWERS OF JESUS?

Discuss: How does this story show us that God is our Rescuer?

Say: Jesus very clearly explained to Nicodemus God's plan for rescuing His people from sin. John 3:16 is one of the most well-known verses in the world. It is a simple explanation of what God has done for us. He gave His one and only Son for us so we can live forever with Him. God loves us so much. He sent Jesus to rescue us.

BUT WHAT ABOUT . . . CAN I BE GOOD ENOUGH TO GO TO HEAVEN?

Discuss: What are good things people do to try to make God happy?

Discuss: What have you heard people say about what we need to do to go to heaven?

Discuss: What does God have to say about that?

Say: People may try all kinds of good things in hopes of earning their way to heaven. The Bible tells us that even the good things we do are like dirty rags compared to God's holiness (Isaiah 64:6). But the good news is, we don't have to earn our way into heaven, and we don't have to do anything to earn God's love. Jesus died on the cross to take the punishment for our sins. When we believe in Him and trust in Him as our Savior, He forgives our sin and makes us new. We then do good things to honor Him and live His way—not to try to make Him happy enough to let us into heaven. God loves us so much that He provided us a way to be with Him forever, even though He knew we could never be good enough on our own.



GOOD NEWS TELEPHONE

SUPPLIES:

Bible

PREP:

None

INSTRUCTIONS:

1. *Divide the kids into two groups.*
2. *Have one group line up on one side of the room while the other group lines up on the other side of the room.*
3. **Say:** You've probably played the game "Telephone," where a message gets passed around a circle by whispering. In this game, we will whisper a message to each other while running across the room.
4. *Before the game starts, whisper "Jesus gives us eternal life!" into one kid's ear.*
5. **Say:** When I start the game, the kid who knows the message will run to the other side of the room and whisper that message into another kid's ear. That kid will run to the opposite side of the room and whisper the message into another kid's ear, and it will continue that way until everyone has heard the message.
6. *Allow time for kids to play and all hear the message.*
7. **Discuss:** What message did Jesus give Nicodemus when Nicodemus came to see Him? How did Nicodemus feel about it?
8. **Discuss:** What was the message you heard during our game?
9. **Say:** The message was "Jesus gives eternal life!"
10. **Discuss:** Did the message change as it was spread around the room? Does God's message of how we can have eternal life ever change?
11. **Say:** No! It never changes!
12. **Read:** Ephesians 2:8-9.
13. **Discuss:** Can we do anything to earn our way to heaven? How do you know?
14. **Discuss:** How can we have eternal life?


ACTIVITY WRAP-UP:

Jesus alone gives us eternal life. When we trust in Him alone to save us from our sins, we can receive His free gift of eternal life!



Wrap-Up



WHAT DOES GOD WANT ME TO KNOW ABOUT HIM?

Say: We are going to take a few minutes to think about what we have learned today about Jesus. God wants us to love Him even more as we learn more about who He is.

Pass out the Take-Home page. Instruct kids to think about what they've learned about God today and draw/write an answer to "What does God want me to know about Him?"

CHOOSE YOUR CHALLENGE.

Say: We want to respond to God and remember what He has taught us today. We also want to use what He's taught us during the coming week. As we become more like Jesus, our lives change!

Read the challenges from the Take-Home page aloud. Ask kids to mark which one they want to choose for this week.



SAY GOODBYE!

Tell kids goodbye and thank them for being a part of your group.

As kids wait to be picked up, encourage them to complete the activities on the back of the Take-Home page. As kids work, ask relationship-building questions, such as, "What are you looking forward to this week?" or "What do you do for fun?"

As parents arrive at pickup, look for opportunities to connect with them, pointing out the Take-Home page their kid is bringing home.

SUPPLIES:

Take-Home page, coloring supplies

PREP:

Print the printable page (1 per kid).



PRAYER

God, thank You for the free gift of eternal life. Help us remember our eternal joy in You as we leave here today and begin a new week. Amen.

Extra Time?

- Work on Books of the Bible
- Work on Memory Verse
 - ERASE A WORD: Write on a white board, erasing one word at a time after the class repeats the verse out loud to you.
 - BEAN BAG: Have children toss a bean bag to each other and when they catch the bean bag they say the next word in the verse
 - POPCORN: Have children sit in a circle and jump up in turn and say the next word of the verse, sitting down quickly after saying their word
 - HAND MOTIONS: Either you or the kids make up hand motions to key words or phrases of the verse. Practice and then have a competition between boys and girls.

Greet parents at the door. Make sure you match their security tag with Attendance Book. Have them initial Attendance Book (their security tag and child's nametag can be given to Welcome Desk for nametag ball.)

Hand each parent:

- Any craft/activity page

BEFORE YOU LEAVE:

After 10:00 Services:

- Erase whiteboard.
- Place Prayer Journal and Curriculum book in supply tub.
- Return Prayer Sheet, KidMin Team Member Report (if needed) and Attendance Book to Welcome Desk

After 11:45 Services:

- Erase whiteboard.
- Make sure chairs are stacked (kids can do this)
- Turn off TV by:
 - Close PowerPoint
 - Power off computer
 - Turn off TV
- Put everything away – all tables should be completely empty
- Place Prayer Journal and Curriculum book in supply tub.
- Return Prayer Sheet, KidMin Team Member Report (if needed) and Attendance Book to Welcome Desk
- Take supply tub to Resource Room



FRIENDS BRING A MAN TO JESUS

BIBLE PASSAGE: Mark 2:1-12

FOCUS VERSES: 1 John 1:9; Isaiah 43:25; Psalm 103:2-3

Summary: Jesus was teaching in Capernaum and so many people gathered that there was no room even at the doorway. Four friends brought their paralyzed friend on a mat, but the crowd blocked their way. They climbed the house, made a hole in the roof, and lowered their friend to Jesus. Jesus saw their faith and forgave the paralyzed man's sins. Some doubted. Jesus knew their thoughts and proved His authority by healing the man. The crowd praised God for this extraordinary event.



MONTHLY

Memory Verse

And the Word became flesh and dwelt among us, and we have seen His glory.

(JOHN 1:14A)

BRITE  *Idea*

Jesus forgives and heals.

HE

HOW DID JESUS SHOW HE WAS GOD?

While on earth, Jesus performed many amazing miracles and forgave people of their sins. Because Jesus is the Son of God, He has the power to forgive sins and to heal.

WE

WHY SHOULD WE HELP OUR FRIENDS KNOW ABOUT JESUS?

Jesus is the only way for us to be forgiven and made right with God. Living God's way is the best way, so the most loving thing we can do for our friends is help them know Jesus.

ME

WHAT DOES GOD WANT ME TO KNOW ABOUT HIM?

Kids will be given the opportunity to reflect on the truth they learned about God and respond accordingly.

Pray for each regular attendee by name. Pray for those who might visit your group for the first time. Pray specifically for kids who are typically overlooked by others. Pray that they would be made to feel special and valued. Also pray for kids who are typically doing the “overlooking.” Ask God to show them other kids who need to feel valued. Pray that these kids would work to make others feel included and special.

Before Kids Arrive

- Go through your supply tub and make sure you have all the supplies you need for the morning. (we do sometimes make mistakes 😊)

Arrival

Kids will be with their parents for worship and be dismissed to meet you in the Bridge Kids Lobby. During the kids blessing, come to the Bridge Kids Lobby and get your Attendance Book.

Welcome kids and verify you have all kids listed in the book (and that all kids ARE listed in the book. Any kids not listed will need to be checked in by the Welcome Desk).

Big Group

When prompted, take your group to the Big Group Room. If any brought their Bibles, have them place their names on the slips of paper and place in the proper container.

Please sit with your few and help them be good listeners.

After Big Group

Welcome the kids to your group.

Ask: What was the best part of your week? What was the worst part of your week?

Ask: How did God use those experiences to grow you as a disciple of Jesus?

Ask: How can I pray for you (write them on the journal page).

Start With Prayer Requests – this builds relationship.

You will pray at the end of the service





Leader TRAINING

LEADER TRAINING TOPIC: RESPONDING TO BIG EMOTIONS

A child's feelings are very real to them. We can validate those feelings by getting on their eye level, listening and empathizing. Providing one-on-one attention, even for a few minutes, can help increase a child's felt safety.

- **Validate big feelings.** Don't minimize a child's feelings. For example, if a child is visibly upset and we say, "You're okay," we may communicate that the child's fears or anger are not valid. Instead, we can say, "I know you're sad that Mommy just left. I will keep you safe until she returns."
- **Name it to tame it.** Identifying what a child is feeling can help calm the child. If a child displays big emotions, help them name their feelings by suggesting what you think they are feeling. Even if you identify the feeling incorrectly, your attempts to connect with them will increase their sense of safety.
- **Use a feelings chart.** Look online and find a feelings chart to display in your space. Use it to help kids find new words to communicate what they may be feeling.

NAVIGATING A BROKEN WORLD: TELLING FRIENDS ABOUT JESUS

ELEMENTARY GLOSSARY

Miracle: an amazing act that can only be done with the power of God

Heal: to make whole

Forgive: to pardon, to not pay someone back for what they've done

In a recent survey, 22 percent of believers said they don't share about Jesus because they are afraid. * Kids in your group may have never had the chance to share the Gospel with others, and some may have never even realized they could. You can help take away the fear of sharing the Gospel by taking away ambiguity and uncertainty. Prioritize Gospel conversations in your group. When you discuss the Gospel, allow time for kids to practice sharing the truth with each other. Pray intentionally for friends and family members who don't know Jesus. Share your own stories of having Gospel conversations throughout your week (which is accountability for you too!). In today's story, kids will learn about friends who went to great lengths to bring their friend to Jesus. Pray for the kids in your group to have that urgency for the salvation of their friends and the world.

*For more resources on this topic, check out our Pinterest page: <https://pin.it/eai68MKDa>

Small Group ROADMAP

1 BELONG
(10 MINUTES)

Goal: For kids to experience God's love through a welcoming community

CARRY THEM TO JESUS
SUPPLIES: Blanket, various objects differing in size

OR

BLINDFOLD BANDAGES
SUPPLIES: Self-adhesive bandages (1 per kid), whiteboard, dry-erase marker, blindfold

2 BELIEVE
(10 MINUTES)

Goal: For kids to discover who God is by engaging with the Bible

CATCH MY BREATH
SUPPLIES: Bibles

OR

UN-FREEZE
SUPPLIES: Bibles

3 DISCIPLESHIP DISCUSSION
(10 MINUTES)

Goal: To engage kids in faith conversations that help them navigate a broken world with biblical wisdom

4 BECOME
(10 MINUTES)

Goal: For kids to learn to follow Jesus by applying faith to their lives

BRING YOUR FRIENDS TO JESUS
SUPPLIES: Bible, printable page, paper (1 per kid), writing utensils

OR

HELP ME
SUPPLIES: 5 sticky notepads, writing utensils, timer

5 SMALL GROUP WRAP-UP
(5 MINUTES)

SUPPLIES: Take-Home page, coloring supplies



UN-FREEZE

SUPPLIES:

Bibles

PREP:

None

ADAPTATION FOR DIFFERENT LEARNERS:

Have a "quiet corner" available for kids who become overstimulated during the activity. Consider allowing kids with physical limitations to be the "un-freezer."

INSTRUCTIONS:

1. Lead kids to find John 1:14a in their Bible. Read the verse aloud together.
2. **Discuss:** When Jesus became flesh and lived on earth, how did He show He was God?
3. **Discuss:** Whom did Jesus forgive and heal?
4. **Discuss:** Whom did He forgive and heal in our story?
5. **Say:** Let's play a game! This game is similar to freeze tag. One person will be "it" and they will freeze people when they tag them. Another person will be the "un-freezer," and they will have the ability to un-freeze frozen people.
6. Choose one kid to be "It" and one to be the "un-freezer."
7. Have "It" begin in the middle of the space and let kids play. About 45 seconds later, allow the "un-freezer" to un-freeze people.
8. Play a few rounds allowing different kids to have turns being "It" or "un-freezer."
9. Gather kids together.
10. **Discuss:** Who held the power in the game?
11. **Discuss:** Both the freezer and un-freezer had power in our game. Who alone has the power to forgive and heal? Who healed and forgave in our story?
12. **Read:** 1 John 1:9.
13. **Discuss:** How did Jesus show He was God?

ACTIVITY WRAP-UP:

God loves His people deeply. He rescues us to bring us into a closer relationship with Him and to show His power. This week at home or school, share about God's love with others!



Discipleship DISCUSSION

WHAT DOES THIS MEAN FOR FOLLOWERS OF JESUS?

Discuss: How does this story show us that God is our Rescuer?

Say: Jesus showed His great power by healing the man's body and also forgiving His sins. Only God can do that! Only by trusting in Jesus can we be forgiven and made new to live with Him forever.

BUT WHAT ABOUT . . . TELLING FRIENDS ABOUT JESUS?

Discuss: Have you ever had the chance to tell a friend about Jesus?

Discuss: What can be scary about talking to others about Jesus?

Discuss: What does God have to say about that?

Say: God wants us to share the good news of His love with everyone! Wasn't it awesome how the men in the story today were determined to get their friend to Jesus? They knew the man needed Jesus more than anything. Our friends need Jesus more than anything, too. It can be hard sometimes to have conversations about Jesus. We may be afraid our friends will think we are weird or they might get mad at what we say. Generally, people won't get mad if we are nice and respectful in how we share with them. The most important thing we can do for our friends is help them learn that Jesus forgives and makes a way for us to have eternal life. Practice talking about the Gospel so it isn't so hard. Think about how you can share these important points: God made the world, we all sin, and Jesus died on the cross and rose again. When we trust in Him as Savior, we can live forever with Him.



BRING YOUR FRIENDS TO JESUS

SUPPLIES:

Bible, printable page, paper (1 per kid), writing utensils

PREP:

Print the printable page

LEADER TIP:

Be prepared to share about a time when you told a friend about Jesus.



INSTRUCTIONS:

1. **Discuss:** Why did the men bring their friend to Jesus? What were they hoping for? What ended up happening?
2. **Read:** Psalm 103:2-3.
3. **Discuss:** What does the Lord forgive?
4. **Read:** 1 John 1:9.
5. **Discuss:** What do we have to do to be forgiven of our sins?
6. **Discuss:** Do any of you have friends who do not go to church or do not know Jesus?
7. *Place the printable page on the floor in the middle of the room.*
8. **Say:** I want you to draw a picture of you and one of your friends whom you could invite to church or share about the love of Jesus with. After you are finished, you are going to bring your friend to Jesus and lay them on this "mat." Then we will pray for our friends.
9. *Pass out supplies.*
10. *Once kids are finished, have them "walk" their friend to Jesus and lay their paper down on the printable page.*
11. *Gather kids in a circle around the printable page and papers.*
12. **Discuss:** What is something you learned about today that you might want to share with a friend?
13. **Discuss:** Why should we help our friends know about Jesus?
14. **Say:** Jesus is the only way for us to be forgiven and made right with God. The most loving thing we can do for our friends is help them know Jesus.
15. **Discuss:** What is one way you can help your friend know Jesus this week?



ACTIVITY WRAP-UP:

Finish your time together by praying for the friends. Pray for their salvation and the boldness of the kids to share the Gospel with them. Allow some time of silence for kids to pray specifically for their friend.



Wrap-Up



WHAT DOES GOD WANT ME TO KNOW ABOUT HIM?

Say: We are going to take a few minutes to think about what we have learned today about Jesus. God wants us to love Him even more as we learn more about who He is.

Pass out the Take-Home page. Instruct kids to think about what they've learned about God today and draw/write an answer to "What does God want me to know about Him?"

CHOOSE YOUR CHALLENGE.

Say: We want to respond to God and remember what He has taught us today. We also want to use what He's taught us during the coming week. As we become more like Jesus, our lives change!

Read the challenges from the Take-Home page aloud. Ask kids to mark which one they want to choose for this week.



SAY GOODBYE!

Tell kids goodbye and thank them for being a part of your group.

As kids wait to be picked up, encourage them to complete the activities on the back of the Take-Home page. As kids work, ask relationship-building questions, such as, "What are you looking forward to this week?" or "What do you do for fun?"

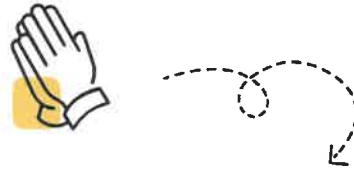
As parents arrive at pickup, look for opportunities to connect with them, pointing out the Take-Home page their kid is bringing home.

SUPPLIES:

Take-Home page, coloring supplies

PREP:

Print the printable page (1 per kid).



PRAYER

God, thank You that You heal and You forgive. Help us to show our friends Your love this week. Amen.

Extra Time?

- Work on Books of the Bible
- Work on Memory Verse
 - ERASE A WORD: Write on a white board, erasing one word at a time after the class repeats the verse out loud to you.
 - BEAN BAG: Have children toss a bean bag to each other and when they catch the bean bag they say the next word in the verse
 - POPCORN: Have children sit in a circle and jump up in turn and say the next word of the verse, sitting down quickly after saying their word
 - HAND MOTIONS: Either you or the kids make up hand motions to key words or phrases of the verse. Practice and then have a competition between boys and girls.

Greet parents at the door. Make sure you match their security tag with Attendance Book. Have them initial Attendance Book (their security tag and child's nametag can be given to Welcome Desk for nametag ball.)

Hand each parent:

- Any craft/activity page

BEFORE YOU LEAVE:

After 10:00 Services:

- Erase whiteboard.
- Place Prayer Journal and Curriculum book in supply tub.
- Return Prayer Sheet, KidMin Team Member Report (if needed) and Attendance Book to Welcome Desk

After 11:45 Services:

- Erase whiteboard.
- Make sure chairs are stacked (kids can do this)
- Turn off TV by:
 - Close PowerPoint
 - Power off computer
 - Turn off TV
- Put everything away – all tables should be completely empty
- Place Prayer Journal and Curriculum book in supply tub.
- Return Prayer Sheet, KidMin Team Member Report (if needed) and Attendance Book to Welcome Desk
- Take supply tub to Resource Room