

K-2

Gr 2-3

brite*
OLDER
SMALL GROUP

Elementary

JANUARY 5



BOY JESUS

BIBLE PASSAGE: Luke 2:41-52

FOCUS VERSES: Luke 2:52; Colossians 2:9; Philippians 2:6-7

Summary: When Jesus was twelve years old, Mary and Joseph took Him to the temple during the Feast of the Passover. After the feast ended, Mary, Joseph and the rest of their group returned to Jerusalem, but Jesus stayed behind. When Mary and Joseph realized this, they returned to Jerusalem and found Him in the temple. Jesus was listening to the teachers and asking them questions, amazing those who heard Him with His answers and understanding. Jesus was fully human—He was a normal kid. But He was also fully God.



MONTHLY

Memory Verse

And the Word became flesh and dwelt among us, and we have seen His glory.

(JOHN 1:14A)

BRITE  *Idea*

Jesus is fully God and fully man.

HE

WE

ME

WHAT KIND OF KID WAS JESUS?

Jesus grew and developed like any other kid. But, He lived in complete obedience to God. From the moment He was born, He was fully God but also fully man.

WHAT DOES JESUS SHOW US ABOUT HOW TO GROW CLOSER TO GOD?

Even as a kid, Jesus was seeking God. We can grow in our relationship with God too. Jesus studied God's Word, prayed, listened to wise teachers, and asked questions.

WHAT DOES THIS MEAN FOR MY LIFE?

Kids will be given the opportunity to reflect on the truth they learned about God and respond accordingly.

Pray for each regular attendee by name. Pray for those who might visit your group for the first time. Pray specifically for kids who are typically overlooked by others. Pray that they would be made to feel special and valued. Also pray for kids who are typically doing the “overlooking.” Ask God to show them other kids who need to feel valued. Pray that these kids would work to make others feel included and special.

Before Kids Arrive

- Go through your supply tub and make sure you have all the supplies you need for the morning. (we do sometimes make mistakes 😊)

Arrival

Kids will be with their parents for worship and be dismissed to meet you in the Bridge Kids Lobby. During the kids blessing, come to the Bridge Kids Lobby and get your Attendance Book.

Welcome kids and verify you have all kids listed in the book (and that all kids ARE listed in the book. Any kids not listed will need to be checked in by the Welcome Desk).

Big Group

When prompted, take your group to the Big Group Room. If any brought their Bibles, have them place their names on the slips of paper and place in the proper container.

Please sit with your few and help them be good listeners.

After Big Group

Welcome the kids to your group.

Ask: What was the best part of your week? What was the worst part of your week?


Ask: How did God use those experiences to grow you as a disciple of Jesus?

Ask: How can I pray for you (write them on the journal page).

Start With Prayer Requests – this builds relationship.

You will pray at the end of the service





PROVIDE PREDICTABLE ENVIRONMENTS



Consider a time when you entered a situation and you weren't sure what was coming next. You may have felt a bit uneasy. All kids, and especially those who have come from hard places, need predictability. Here are some ways to increase felt safety through predictability:

- **Assume you have a new kid every week.** Even if you look around and have known every kid in your room since birth, give instructions and expectations as if there is a brand new kid in your midst. Kids, especially those who are neurodiverse or have had difficult childhoods, need to hear expectations repeated.
- **Routines provide security.** Stick with a standard schedule each week. Before you transition to a new activity, give the kids a heads-up. For example, say, "First we're going to clean up; then in five minutes, we'll go to large group."
- **Preparing for changes:** Before you make a change, consider how you can best prepare your kids for it. Switching snacks or removing toys? How might you prepare kids for this change or make the transition gradually?

NAVIGATING A BROKEN WORLD: OBEYING PARENTS

ELEMENTARY GLOSSARY

Fully God: to be 100% God all the time

Fully man: to be 100% human all the time

Divine: to be God or God-like

Only 21 percent of American adults valued children's obedience as an important quality. This is a significant drop from when the same question was asked in 1990.* Even though our culture may not value obedience, we know God still does. His commands haven't changed. He still wants kids to obey their parents. And kids still struggle with this every single day! In today's story, kids will learn about a time when Jesus wasn't where His parents thought He was and they were very worried. This story often leads kids to wonder if Jesus disobeyed His parents. You can help kids understand that Jesus wasn't being disobedient. This situation was more like a misunderstanding. Jesus knew He was supposed to be in the temple, focusing on God. The end of the story even tells us Jesus was submissive to (obeyed) His parents.

*For more resources on this topic, check out our Pinterest page: <https://pin.it/qb2WSIO6t>

Small Group ROADMAP

1 BELONG
(10 MINUTES)

Goal: For kids to experience God's love through a welcoming community

COOKING UP A GOOD TIME
SUPPLIES: Printable pages, mixing bowl, 3.4 oz box of instant chocolate pudding mix, milk, measuring cup, whisk, cups (1 per kid), spoons (1 per kid), 8 oz whipped topping, 12 Oreo® cookies, sandwich bag, 32 gummy worms

OR

IS SOMETHING MISSING?
SUPPLIES: Blindfold


2 BELIEVE
(10 MINUTES)

Goal: For kids to discover who God is by engaging with the Bible

HOT SPATULA
SUPPLIES: Bibles, spatula

OR

FULLY GOD OR FULLY MAN?
SUPPLIES: Bibles, printable pages, scissors, 2 rolls of tape, whiteboard, dry-erase markers

3 

DISCIPLESHIP DISCUSSION
(10 MINUTES)

Goal: To engage kids in faith conversations that help them navigate a broken world with biblical wisdom


4 BECOME
(10 MINUTES)

Goal: For kids to learn to follow Jesus by applying faith to their lives

PRETTY BASIC
SUPPLIES: Bible, whiteboard, dry-erase markers

OR

RECIPE TO PRAY
SUPPLIES: Printable page, scissors, writing utensils

5 

SMALL GROUP WRAP-UP
(5 MINUTES)

SUPPLIES: Take-Home page, writing utensils



HOT SPATULA

SUPPLIES:

Bibles, spatula

PREP:

None

LEADER TIP:

Have the whole group say the verse aloud while the spatula is passed to increase engagement.



INSTRUCTIONS:

1. *Lead kids to find John 1:14a in their Bible. Read the verse aloud together.*
2. **Discuss:** Who or what is the “Word” in this verse?
3. **Say:** Jesus is fully God and fully man. In our story, we learned that Jesus was a normal kid.
4. **Read:** Philippians 2:6-7.
5. **Discuss:** What was different about Jesus when He was a kid?
6. **Say:** Jesus is fully God and fully man, even when He was just a young kid. He became flesh and made His dwelling among man. Let’s say our verse again together.
7. *Lead kids to practice the verse a couple of times in varying soft and loud tones.*
8. **Say:** Let’s play a game! One person will start with the spatula, and they will say the first word of the verse. They will pass it to the next person, and that next person will say the next word, and so on. The person who gets the spatula after the last person says, “John 1:14a” is out. The game will continue until we only have one person left.
9. *Begin playing the game.*
10. **Discuss:** What kind of kid was Jesus?
11. **Say:** Jesus grew up like any other kid. But He lived in complete obedience to God. He has always been fully God but also fully man.



ACTIVITY WRAP-UP:

Jesus was once a kid, just like you. But unlike us, He never sinned. Even as a kid, Jesus was seeking God.



Discipleship DISCUSSION

WHAT DOES THIS MEAN FOR FOLLOWERS OF JESUS?

Discuss: What more do you wish we knew about Jesus' life as a kid?

Say: Many people wrote about Jesus' life. But only the Gospels of Matthew, Mark, Luke, and John were determined to be truly God's Word. While some archeologists have discovered writings that tell stories of boy Jesus, we can't trust these stories to be true. God gave us all He wants us to know about Jesus in the Gospels. It would be fun to know more, but we can trust God has shared everything we need to know in the Bible.

Read 2 Timothy 3:16 directly from the Bible: *All Scripture is breathed out by God and profitable for teaching, for reproof, for correction, and for training in righteousness.*

BUT WHAT ABOUT . . . OBEYING PARENTS?

Discuss: On a scale of 1-10, how much do kids struggle with obeying their parents? If they almost never struggle, choose 1. 10 would mean it is a constant struggle.

Discuss: Does today's story teach us that it's okay to disobey our parents?

Discuss: What does God have to say about that?

Say: Some people hear today's story and think Jesus was disobedient to His parents by staying behind. Jesus felt He was exactly where He was supposed to be; His parents just didn't know that. He did not disobey them. We know that even though Jesus is fully human, He never sinned because He is also fully God. Exodus 20:12 says: *Honor your father and your mother, that your days may be long in the land that the Lord your God is giving you.* Jesus did this and God calls us to obey our parents, too. This may be one of the most challenging things God calls kids to do. However, the Holy Spirit can help us, and Jesus always forgives us when we mess up.



RECIPE TO PRAY

SUPPLIES:

Printable page, scissors, writing utensils

PREP:

Print the printable page and cut out (1 recipe per kid).

LEADER TIP:

Consider having glitter pens or sparkly gel pens that kids can use to write their prayers.



INSTRUCTIONS:

1. **Discuss:** Where did Mary and Joseph find Jesus? Why do you think He was where they found Him?
2. **Discuss:** What does Jesus show us about how to grow closer to God?
3. **Say:** Even as a kid, Jesus was seeking God. We can grow in our relationship with God, too! Jesus studied God’s Word, prayed, listened to wise teachers and asked questions.
4. **Say:** We are going to put one of these ways to grow closer to God into action right now. We are going to pray. I have a recipe card for each of you showing the ingredients we can use to pray.
5. *Pass out supplies.*
6. *Go through each “ingredient” (P = praise; R = repent; A = ask; Y = yield) on the recipe card and explain what each one means.*
7. *Encourage kids to use those “ingredients” to write down a prayer on each corresponding line on the card.*



ACTIVITY WRAP-UP:

Jesus, the Savior of the world, wanted to spend time with God and in His temple. Throughout His life, He prayed. We can follow His example in our lives.



Wrap-Up



WHAT DOES THIS MEAN FOR MY LIFE?

Say: We are going to take a few minutes to think about what we have learned today about Jesus. God wants us to love Him even more as we learn more about who He is.

Pass out the Take-Home page. Instruct kids to think about what they've learned about God today and draw/write an answer to "What does this mean for my life?"

CHOOSE YOUR CHALLENGE.

Say: We want to respond to God and remember what He has taught us today. We also want to use what He's taught us during the coming week. As we become more like Jesus, our lives change!

Read the challenges from the Take-Home page aloud. Ask kids to mark which one they want to choose for this week.



SAY GOODBYE!

Tell kids goodbye and thank them for being a part of your group.

As kids wait to be picked up, encourage them to complete the activities on the back of the Take-Home page. As kids work, ask relationship-building questions, such as, "What are you looking forward to this week?" or "What do you do for fun?"

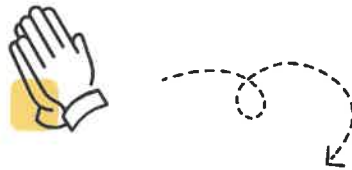
As parents arrive at pickup, look for opportunities to connect with them, pointing out the Take-Home page their kid is bringing home.

SUPPLIES:

Take-Home page, writing utensils

PREP:

Print the printable page (1 per kid).



PRAYER

God, thank You for the example that Jesus shows us of how to seek You. Please help us seek You and love You all the days of our lives. Amen.

Extra Time?

- Work on Books of the Bible
- Work on Memory Verse
 - ERASE A WORD: Write on a white board, erasing one word at a time after the class repeats the verse out loud to you.
 - BEAN BAG: Have children toss a bean bag to each other and when they catch the bean bag they say the next word in the verse
 - POPCORN: Have children sit in a circle and jump up in turn and say the next word of the verse, sitting down quickly after saying their word
 - HAND MOTIONS: Either you or the kids make up hand motions to key words or phrases of the verse. Practice and then have a competition between boys and girls.

Greet parents at the door. Make sure you match their security tag with Attendance Book. Have them initial Attendance Book (their security tag and child's nametag can be given to Welcome Desk for nametag ball.)

Hand each parent:

- Any craft/activity page

BEFORE YOU LEAVE:

After 10:00 Services:

- Erase whiteboard.
- Place Prayer Journal and Curriculum book in supply tub.
- Return Prayer Sheet, KidMin Team Member Report (if needed) and Attendance Book to Welcome Desk

After 11:45 Services:

- Erase whiteboard.
- Make sure chairs are stacked (kids can do this)
- Turn off TV by:
 - Close PowerPoint
 - Power off computer
 - Turn off TV
- Put everything away – all tables should be completely empty
- Place Prayer Journal and Curriculum book in supply tub.
- Return Prayer Sheet, KidMin Team Member Report (if needed) and Attendance Book to Welcome Desk
- Take supply tub to Resource Room



JESUS' TEMPTATION

BIBLE PASSAGE: Luke 4:1-15

FOCUS VERSES: Hebrews 4:15; Hebrews 2:18; 1 Peter 5:8; 1 John 4:4

Summary: When He was about thirty years old, Jesus began His ministry, showing and teaching people about God. Baptized by His cousin, John, Jesus faced temptations from the devil in the wilderness. The devil, God's enemy, tempted Jesus with food, power over kingdoms and testing God's protection. Despite hunger, Jesus stayed true to God's Word, resisting the devil's lies. He emphasized worshiping God alone. After overcoming these trials, Jesus continued teaching about God's kingdom.



MONTHLY

Memory Verse

And the Word became flesh and dwelt among us, and we have seen His glory.

(JOHN 1:14A)

BRITE  **Idea**

Jesus never sinned, but He understands our temptation.

HE

DID JESUS EVER SIN?
No, because He is fully God, Jesus is perfect and holy. He never disobeyed God in any way.

WE

HOW CAN JESUS HELP US WHEN WE ARE TEMPTED TO SIN?
Because Jesus was fully human, He understands our temptations. He shows us mercy and grace and provides a way out.

ME

WHAT DOES THIS MEAN FOR MY LIFE?
Kids will be given the opportunity to reflect on the truth they learned about God and respond accordingly.

Pray for each regular attendee by name. Pray for those who might visit your group for the first time. Pray specifically for kids who are typically overlooked by others. Pray that they would be made to feel special and valued. Also pray for kids who are typically doing the “overlooking.” Ask God to show them other kids who need to feel valued. Pray that these kids would work to make others feel included and special.

Before Kids Arrive

- Go through your supply tub and make sure you have all the supplies you need for the morning. (we do sometimes make mistakes 😊)

Arrival

Kids will be with their parents for worship and be dismissed to meet you in the Bridge Kids Lobby. During the kids blessing, come to the Bridge Kids Lobby and get your Attendance Book.

Welcome kids and verify you have all kids listed in the book (and that all kids ARE listed in the book. Any kids not listed will need to be checked in by the Welcome Desk).

Big Group

When prompted, take your group to the Big Group Room. If any brought their Bibles, have them place their names on the slips of paper and place in the proper container.

Please sit with your few and help them be good listeners.

After Big Group

Welcome the kids to your group.

Ask: What was the best part of your week? What was the worst part of your week?

Ask: How did God use those experiences to grow you as a disciple of Jesus?

Ask: How can I pray for you (write them on the journal page).

Start With Prayer Requests – this builds relationship.

You will pray at the end of the service





LEADER TRAINING TOPIC: GIVE CHOICES

↳ Kids have many choices made for them, especially those who have experienced trauma. As they struggle during chaotic times, we can share the power and increase their felt safety, by giving them a voice and offering choices.

- **Use choices in correction.** If a child’s behavior is not acceptable, offer them a few alternative options. For example, if a child is unable to sit quietly during large group, let them choose between sitting in the back of the group with a fidget toy or walking in the back of the group while also listening.
- **Offer variety.** Consider how you can give options during various activities. For example, have at least 2-3 activity options available when kids arrive, such as allowing them to choose between coloring or playing with toys.
- **Be flexible.** If a child chooses to participate differently than you had originally planned, be flexible. If a child prefers to sit on the floor instead of at a table, consider moving that small group to a corner of the room on the floor.

NAVIGATING A BROKEN WORLD: WHEN WE MESS UP

ELEMENTARY GLOSSARY

Sin: anything we say, think, or do that disobeys God

Temptation: something that causes us to consider doing the wrong thing

One study revealed that as many as 40 percent of believers struggle with guilt because they are afraid they are displeasing God.* Guilt is a normal human emotion that the Holy Spirit often uses to convict of sin. Second Corinthians 7:10 says: *For godly grief produces a repentance that leads to salvation without regret, whereas worldly grief produces death.* It is important for kids to understand that they will give in to temptation sometimes. Only Jesus is perfect and sinless. The feeling of guilt is designed to bring us back to God, not to consume us with fear and take over our lives. Kids (and adults) tend to default to a works-based view of pleasing God. You can help kids understand that we can’t do enough good things to deserve to go to heaven and we also can’t do enough bad things to make God stop loving us. Jesus died on the cross to take the punishment for our sin. When we mess up, we can turn to Him and ask for forgiveness.

*For more resources on this topic, check out our Pinterest page: <https://pin.it/4hafyiHzh>

Small Group ROADMAP

1 BELONG
(10 MINUTES)

Goal: For kids to experience God's love through a welcoming community

TEMPTATION COMPETITION
SUPPLIES: None

OR

TEMPTATION TUG
SUPPLIES: Long, thick, braided rope; painter's tape

2 BELIEVE
(10 MINUTES)

Goal: For kids to discover who God is by engaging with the Bible

MIX 'EM UP
SUPPLIES: Bibles, printable pages, scissors

OR

CHOICES, CHOICES
SUPPLIES: Bibles, printable pages, scissors

3 

DISCIPLESHIP DISCUSSION
(10 MINUTES)

Goal: To engage kids in faith conversations that help them navigate a broken world with biblical wisdom


4 BECOME
(10 MINUTES)

Goal: For kids to learn to follow Jesus by applying faith to their lives

ALL THE TEMPTATIONS
SUPPLIES: Bible, butcher paper, scissors, coloring supplies, timer

OR

BIG SIN, LITTLE SIN
SUPPLIES: Bible, large bowl, ping-pong ball, orange, water

5 

SMALL GROUP WRAP-UP
(5 MINUTES)

SUPPLIES: Take-Home page, writing utensils



MIX 'EM UP

SUPPLIES:

Bibles, printable pages, scissors

PREP:

Print the printable pages and cut out (4 sets of memory verse cards). Mix up the order of the verse for each set.

INSTRUCTIONS:

1. *Lead kids to find John 1:14a in their Bible. Read the verse aloud together.*
2. **Discuss:** Who or what is the "Word" in this verse?
3. **Discuss:** What does it mean that Jesus dwelt among us?
4. *Read the verse aloud together again.*
5. **Say:** Let's play a game to learn and discuss today's verse! In this game, your verse will be all mixed up and it will be your job to work together to put it in order before the other teams.
6. *Divide kids into four teams and have each team go to one corner of your space.*
7. *Place each set of memory verse cards in the middle of the space facing each team.*
8. **Say:** When I start the game, you will send one teammate at a time to retrieve one card and take it back to the team. Once all the cards have been retrieved, work together to put the verse in the correct order. Once you have put them all in the correct order, the whole team will run to the middle of the room and sit down. The first team to finish wins.
9. *Start the game and cheer on the kids!*
10. *Declare a winner and have the whole group say the verse together once more.*
11. **Discuss:** Did Jesus ever sin?
12. **Say:** No. Because He is fully God, Jesus is perfect and holy. He never disobeyed God in any way.



ACTIVITY WRAP-UP:

Jesus is fully God and fully man. He faced temptation, but unlike us, He never sinned. Even though we sin, we can ask for Jesus' help. He can help us when we are tempted!



Discipleship DISCUSSION

HOW CAN I KNOW THIS IS TRUE?

Discuss: Are you afraid of heights? What's the highest point you've ever been to?

Say: It is estimated that the distance from the highest point of the temple in Jerusalem in Jesus' day to the bottom of the Kidron Valley was 450 feet tall. That is higher than the Statue of Liberty! Of course, any jumps from this height would be certain death without parachutes or other devices. Jesus could have certainly used God's power to prevent His death from the top of the temple, but He resisted temptation to test God or do what Satan wanted.

Read Hebrews 2:18 directly from the Bible: *For because He Himself has suffered when tempted, He is able to help those who are being tempted.*

BUT WHAT ABOUT . . . WHEN WE MESS UP?

Discuss: What are some temptations kids face?

Discuss: When kids do give in to temptation and mess up, what are some ways they may try to handle that?

Discuss: What does God have to say about that?

Say: Only Jesus faced temptation and beat it every time. The rest of us mess up. A lot. Some people sin and try to hide it. Some people try to pretend it isn't a big deal. Some people try to do good things to make up for it. Some people feel terrible guilt and just feel ashamed forever about what they did. None of these are the answers for really dealing with our sin. 1 John 1:9 says: *If we confess our sins, He is faithful and just to forgive us our sins and cleanse us from all unrighteousness.* God loves us and He knows we will mess up. We can turn to Him and ask for His forgiveness. We don't have to hide. Jesus died on the cross for all the wrong things we do. When we sin, we can trust Him for making a way for us to be made right again.



ALL THE TEMPTATIONS

SUPPLIES:

Bible, butcher paper, scissors, coloring supplies, timer

PREP:

Cut a large piece of butcher paper and place it where it is accessible to everyone. Across the top of the paper, write the word "Temptations."

ADAPTATION FOR DIFFERENT LEARNERS:

Have a few quiet fidgets available for kids that might need extra movement during discussions.



INSTRUCTIONS:

1. *Gather kids around the butcher paper.*
2. **Discuss:** How did Jesus respond when He was tempted? Why was He able to respond that way?
3. **Read:** Hebrews 4:15.
4. **Say:** The author tells us that Jesus can understand our weaknesses because He was also tempted, but He did not sin.
5. **Discuss:** Why is it important to know Jesus understands our temptations?
6. **Discuss:** How can Jesus help us when we are tempted to sin?
7. **Say:** Because Jesus was fully human, He understands our temptations. He shows us mercy and grace and provides a way out.
8. **Discuss:** Do you think God cares about our everyday lives? Does He care how we respond to things that happen to us?
9. **Say:** Think about temptations that kids your age face. I'm going to set a two-minute timer. Let's see how many you can write down in two minutes.
10. *Give examples to help kids think about temptations (cheating, lying, thinking they don't need God, etc.).*
11. *After you have given the kids time to write, gather them together again.*
12. *Ask kids to share one temptation they wrote on the paper and discuss the following questions:*
 - *How can Jesus help us when we are tempted to sin in this way?*
 - *How can we seek God in this temptation?*



ACTIVITY WRAP-UP:

God does not leave us alone when we face temptation. He is right there with us. Because He understands, you can talk to Him about anything you need His help with.



Wrap-Up



WHAT DOES THIS MEAN FOR MY LIFE?

Say: We are going to take a few minutes to think about what we have learned today about Jesus. God wants us to love Him even more as we learn more about who He is.

Pass out the Take-Home page. Instruct kids to think about what they've learned about God today and draw/write an answer to "What does this mean for my life?"

CHOOSE YOUR CHALLENGE.

Say: We want to respond to God and remember what He has taught us today. We also want to use what He's taught us during the coming week. As we become more like Jesus, our lives change!

Read the challenges from the Take-Home page aloud. Ask kids to mark which one they want to choose for this week.



SAY GOODBYE!

Tell kids goodbye and thank them for being a part of your group.

As kids wait to be picked up, encourage them to complete the activities on the back of the Take-Home page. As kids work, ask relationship-building questions, such as, "What are you looking forward to this week?" or "What do you do for fun?"

As parents arrive at pickup, look for opportunities to connect with them, pointing out the Take-Home page their kid is bringing home.

SUPPLIES:

Take-Home page, writing utensils

PREP:

Print the printable page (1 per kid).



PRAYER

God, thank You for Your mercy and grace! Help us remember that You are near. Help us when we are tempted to sin. Amen.

Extra Time?

- Work on Books of the Bible
- Work on Memory Verse
 - ERASE A WORD: Write on a white board, erasing one word at a time after the class repeats the verse out loud to you.
 - BEAN BAG: Have children toss a bean bag to each other and when they catch the bean bag they say the next word in the verse
 - POPCORN: Have children sit in a circle and jump up in turn and say the next word of the verse, sitting down quickly after saying their word
 - HAND MOTIONS: Either you or the kids make up hand motions to key words or phrases of the verse. Practice and then have a competition between boys and girls.

Greet parents at the door. Make sure you match their security tag with Attendance Book. Have them initial Attendance Book (their security tag and child's nametag can be given to Welcome Desk for nametag ball.)

Hand each parent:

- Any craft/activity page


BEFORE YOU LEAVE:

After 10:00 Services:

- Erase whiteboard.
- Place Prayer Journal and Curriculum book in supply tub.
- Return Prayer Sheet, KidMin Team Member Report (if needed) and Attendance Book to Welcome Desk

After 11:45 Services:

- Erase whiteboard.
- Make sure chairs are stacked (kids can do this)
- Turn off TV by:
 - Close PowerPoint
 - Power off computer
 - Turn off TV
- Put everything away – all tables should be completely empty
- Place Prayer Journal and Curriculum book in supply tub.
- Return Prayer Sheet, KidMin Team Member Report (if needed) and Attendance Book to Welcome Desk
- Take supply tub to Resource Room



NICODEMUS

BIBLE PASSAGE: John 3:1–21

FOCUS VERSES: John 3:16; John 5:24; Ephesians 2:8–9;
1 John 4:10

Summary: Nicodemus, a Pharisee, was intrigued by Jesus' miracles and approached Him. Pharisees disliked Jesus for not following their strict rules. Nicodemus acknowledged Jesus as a teacher from God. Jesus told him about being "born again" spiritually, not physically. Nicodemus was puzzled because he thought good deeds were enough. Jesus explained that one needed to believe in Him for a fresh start. He shared that God offered eternal life through His Son. Nicodemus was faced with a choice. He had to decide if he believed in Jesus as the Savior.



MONTHLY

Memory Verse

And the Word became flesh and dwelt among us, and we have seen His glory.

(JOHN 1:14A)

BRITE  **Idea**

Jesus gives eternal life.

HE

WE

ME

HOW IS JESUS ABLE TO GIVE US ETERNAL LIFE?

Because He was fully man, Jesus could take the punishment for our sin by dying on the cross. Because He was fully God, Jesus was the perfect sacrifice and defeated death by rising from the dead.

HOW CAN WE HAVE ETERNAL LIFE?

God offers His salvation as a free gift from His grace. If we believe in Jesus and trust Him alone for forgiveness of our sins, we can have eternal life.

WHAT DOES GOD WANT ME TO KNOW ABOUT HIM?

Kids will be given the opportunity to reflect on the truth they learned about God and respond accordingly.

Pray for each regular attendee by name. Pray for those who might visit your group for the first time. Pray specifically for kids who are typically overlooked by others. Pray that they would be made to feel special and valued. Also pray for kids who are typically doing the “overlooking.” Ask God to show them other kids who need to feel valued. Pray that these kids would work to make others feel included and special.

Before Kids Arrive

- Go through your supply tub and make sure you have all the supplies you need for the morning. (we do sometimes make mistakes 😊)

Arrival

Kids will be with their parents for worship and be dismissed to meet you in the Bridge Kids Lobby. During the kids blessing, come to the Bridge Kids Lobby and get your Attendance Book.

Welcome kids and verify you have all kids listed in the book (and that all kids ARE listed in the book. Any kids not listed will need to be checked in by the Welcome Desk).

Big Group

When prompted, take your group to the Big Group Room. If any brought their Bibles, have them place their names on the slips of paper and place in the proper container.

Please sit with your few and help them be good listeners.

After Big Group

Welcome the kids to your group.

Ask: What was the best part of your week? What was the worst part of your week?

Ask: How did God use those experiences to grow you as a disciple of Jesus?

Ask: How can I pray for you (write them on the journal page).

Start With Prayer Requests – this builds relationship.

You will pray at the end of the service





Leader TRAINING

LEADER TRAINING TOPIC: BE PLAYFUL

Dr. Fred Rogers said, "Play is often talked about as if it were a relief from serious learning. But for kids, play IS serious learning. Play is really the work of childhood." Play helps build connection and immediately increases felt safety.

- **Learn from the experts.** Kids are the best at play. Want to improve your play skills? Sit down next to a kid and do what they're doing. Ask them to instruct you in the game they are playing.
- **Create a playful environment.** Start play as soon as a kid comes to the room door by greeting them with a high-five or a fist bump. Sit at the table and color, or get on the floor and build with blocks.
- **Playfully guide behavior.** Instead of immediately going to correction, try being playful. Changing the tone of your voice can change the interaction to a collaborative one with the child, working together to improve behavior. Use your "fun voice" when redirecting a kid.

NAVIGATING A BROKEN WORLD: CAN I BE GOOD ENOUGH TO GO TO HEAVEN?

ELEMENTARY GLOSSARY

Eternal life: living forever, even after death on Earth

Born again: to believe in Jesus as Savior and have a new life spiritually

Over half of believers in America believe that you can earn your way into heaven by doing good things.* Works-based faith can be easy for people, especially kids, to grab onto. Kids are told all the time to "be good." Often their acceptance at school or at home is based on their behavior. It is easy for kids to believe that is how God also accepts them. Because we know kids (and adults) tend to lean that way, it is important to be careful with the words used in small group. Avoid phrases such as, "It makes God sad when you are mean to your friends" or "You will make God happy if you sit down in the circle." We do not want to communicate that God will love a kid more or less because of their actions. In today's story, kids will learn the only way to go to heaven is to be born again through the grace of God. You have the amazing opportunity to point kids towards the miracle of God's loving gift of salvation.

*For more resources on this topic, check out our Pinterest page: <https://pin.it/3P9wYCjtE>

Small Group ROADMAP

1 BELONG
(10 MINUTES)
Goal: For kids to experience God's love through a welcoming community

GIFT RELAY
SUPPLIES: 2 boxes, wrapping paper, tape, scissors, 2 chairs

NIGHT SPY
SUPPLIES: None


OR

2 BELIEVE
(10 MINUTES)
Goal: For kids to discover who God is by engaging with the Bible

DWELLING PLACE
SUPPLIES: Bibles, printable pages, scissors, a variety of cardboard boxes, glue stick (1 per kid)

RECIPE CARDS
SUPPLIES: 4 index cards, writing utensil, beanbag

OR

3 


DISCIPLESHIP DISCUSSION
(10 MINUTES)
Goal: To engage kids in faith conversations that help them navigate a broken world with biblical wisdom

4 BECOME
(10 MINUTES)
Goal: For kids to learn to follow Jesus by applying faith to their lives

ETERNAL HOPE
SUPPLIES: Bibles, inflatable globe

YOU CAN'T EARN IT
SUPPLIES: Whiteboard, dry-erase markers

OR

5 

SMALL GROUP WRAP-UP
(5 MINUTES)
SUPPLIES: Take-Home page, writing utensils



RECIPE CARDS

SUPPLIES:

Bibles, 4 index cards, writing utensil, beanbag

PREP:

Write the following Scripture passages on each card (1 passage per card): John 3:16, John 5:24, Ephesians 2:8-9, 1 John 4:10.

ADAPTATION FOR DIFFERENT LEARNERS:

Have a list of a few phrases ready to assist any kids who have difficulty brainstorming on the spot.

INSTRUCTIONS:

1. Lead kids to find John 1:14a in their Bible. Read the verse aloud together.
2. **Discuss:** What does it mean to become flesh?
3. **Discuss:** Who became flesh? Whom did Nicodemus go to see at night?
4. Spread the index cards with the verses on them in the middle of the room.
5. Gather kids in a circle, standing around the cards.
6. **Say:** These cards have Bible verses on them. I will have one volunteer at a time try to throw a beanbag on one of the cards. Someone will look up and read the Bible passage on the card that the beanbag lands on, then I will ask some questions about it. If you miss a card, the next person will try. Ready?
7. Discussion questions from key verses:
 - John 3:16: What is eternal life? How is Jesus able to give us eternal life? (Eternal life is living forever with Jesus. We have to believe in Jesus.)
 - John 5:24: What do we pass from when we have believed in Jesus? How? (We pass from death and judgment into life when we believe in Jesus.)
 - Ephesians 2:8-9: What are we saved by? Is there anyone who is able to give us eternal life? (We are saved by God's grace. Only He can give us eternal life.)
 - 1 John 4:10: How does this verse tell us God showed His love to us? What would you guess "propitiation" means? (God sent Jesus for our sins. Propitiation means to take the punishment for our sins. God loved us so much He sent Jesus to die on the cross for us.)
8. **Say:** Because He is fully man, Jesus could take the punishment for our sin by dying on the cross. Because He is fully God, Jesus was the perfect sacrifice and defeated death by rising from the dead.

ACTIVITY WRAP-UP:

It is good news that Jesus is able to give us eternal life! Just like Nicodemus, we can decide if we are ready for a new life with eternal joy.



Discipleship DISCUSSION

HOW CAN I KNOW THIS IS TRUE?

Discuss: Would you like to have money, power or both? What would you do with your money and/or power? Do you think there are any dangers from having too much?

Say: Nicodemus was a Pharisee, a real religious group who had a place in history. During Jesus' time Pharisees were both wealthy and powerful. They were also known for being very prideful and self-righteous. However, three hundred years earlier, early Pharisees' desire was to follow God and encourage their fellow Israelites to do the same. As time passed, these Pharisees became more concerned with rules, money and power than having a heart for God. Jesus offered Nicodemus, a wealthy, powerful Pharisee, the opportunity to receive eternal life. This offer is more important than power or anything money can buy.

Read Matthew 6:19-20 directly from the Bible: *"Do not lay up for yourselves treasures on earth, where moth and rust destroy or where thieves break in and steal, but lay up for yourselves treasures in heaven, where neither moth nor rust destroys and where thieves do not break in and steal."*

BUT WHAT ABOUT . . . CAN I BE GOOD ENOUGH TO GO TO HEAVEN?

Discuss: What are good things people do to try to make God happy?

Discuss: What have you heard people say about what we need to do to go to heaven?

Discuss: What does God have to say about that?

Say: People may try all kinds of good things in hopes of earning their way to heaven. The Bible tells us that even the good things we do are like dirty rags compared to God's holiness (Isaiah 64:6). But the good news is, we don't have to earn our way into heaven, and we don't have to do anything to earn God's love. Jesus died on the cross to take the punishment for our sins. When we believe in Him and trust in Him as our Savior, He forgives our sin and makes us new. We then do good things to honor Him and live His way—not to try to make Him happy enough to let us into heaven. God loves us so much that He provided us a way to be with Him forever, even though He knew we could never be good enough on our own.



ETERNAL HOPE

SUPPLIES:

Bibles, inflatable globe

PREP:

None

ADAPTATION FOR DIFFERENT LEARNERS:

Have some countries written on slips of paper in a cup for kids that become overstimulated with the throwing and groups.

INSTRUCTIONS:

1. **Discuss:** Why did Nicodemus go to see Jesus? What did he want to know about? Did Jesus answer the way Nicodemus was expecting?
2. *Lead kids to find Ephesians 2:8-9 in their Bible. Read the verse aloud together.*
3. **Discuss:** What is eternal life?
4. **Discuss:** How can we have eternal life?
5. *Instruct kids to stand up.*
6. **Read:** John 5:24.
7. **Say:** When we believe in Jesus and trust in Him alone for the forgiveness of our sins, we can have eternal life.
8. *Divide kids into four groups and have each group go to a corner of the space.*
9. **Say:** Let's take some time to pray for people who have never heard of Jesus. Each group is in a "corner of the world." You'll toss the globe to each other, and each group will choose one country from the globe to pray for.
10. *Allow groups to toss the globe and choose their country.*
11. **Say:** Many people in these countries do not believe in Jesus. Some of these people have never even heard His name. Let's pray for these people.
12. *Pray specifically that the people of that country will hear the good news of Jesus. Pray also that they will trust in Jesus for the forgiveness of their sins.*
13. *Toss the ball between the groups to pray for other countries as time allows.*



ACTIVITY WRAP-UP:

Jesus alone gives us eternal life. All we have to do is trust in Him to save us from our sins and we can receive His free gift!



Wrap-Up



WHAT DOES THIS MEAN FOR MY LIFE?

Say: We are going to take a few minutes to think about what we have learned today about Jesus. God wants us to love Him even more as we learn more about who He is.

Pass out the Take-Home page. Instruct kids to think about what they've learned about God today and draw/write an answer to "What does this mean for my life?"

CHOOSE YOUR CHALLENGE.

Say: We want to respond to God and remember what He has taught us today. We also want to use what He's taught us during the coming week. As we become more like Jesus, our lives change!

Read the challenges from the Take-Home page aloud. Ask kids to mark which one they want to choose for this week.



SAY GOODBYE!

Tell kids goodbye and thank them for being a part of your group.

As kids wait to be picked up, encourage them to complete the activities on the back of the Take-Home page. As kids work, ask relationship-building questions, such as, "What are you looking forward to this week?" or "What do you do for fun?"

As parents arrive at pickup, look for opportunities to connect with them, pointing out the Take-Home page their kid is bringing home.

SUPPLIES:

Take-Home page, writing utensils

PREP:

Print the printable page (1 per kid).



PRAYER

God, thank You for the free gift of eternal life. Help us remember our eternal joy in You as we leave here today and begin a new week. Amen.

Extra Time?

- Work on Books of the Bible
- Work on Memory Verse
 - ERASE A WORD: Write on a white board, erasing one word at a time after the class repeats the verse out loud to you.
 - BEAN BAG: Have children toss a bean bag to each other and when they catch the bean bag they say the next word in the verse
 - POPCORN: Have children sit in a circle and jump up in turn and say the next word of the verse, sitting down quickly after saying their word
 - HAND MOTIONS: Either you or the kids make up hand motions to key words or phrases of the verse. Practice and then have a competition between boys and girls.

Greet parents at the door. Make sure you match their security tag with Attendance Book. Have them initial Attendance Book (their security tag and child's nametag can be given to Welcome Desk for nametag ball.)

Hand each parent:

- Any craft/activity page

BEFORE YOU LEAVE:

After 10:00 Services:

- Erase whiteboard.
- Place Prayer Journal and Curriculum book in supply tub.
- Return Prayer Sheet, KidMin Team Member Report (if needed) and Attendance Book to Welcome Desk

After 11:45 Services:

- Erase whiteboard.
- Make sure chairs are stacked (kids can do this)
- Turn off TV by:
 - Close PowerPoint
 - Power off computer
 - Turn off TV
- Put everything away – all tables should be completely empty
- Place Prayer Journal and Curriculum book in supply tub.
- Return Prayer Sheet, KidMin Team Member Report (if needed) and Attendance Book to Welcome Desk
- Take supply tub to Resource Room



FRIENDS BRING A MAN TO JESUS

BIBLE PASSAGE: Mark 2:1–12

FOCUS VERSES: 1 John 1:9; Isaiah 43:25; Psalm 103:2–3

Summary: Jesus was teaching in Capernaum and so many people gathered that there was no room even at the doorway. Four friends brought their paralyzed friend on a mat, but the crowd blocked their way. They climbed the house, made a hole in the roof, and lowered their friend to Jesus. Jesus saw their faith and forgave the paralyzed man's sins. Some doubted. Jesus knew their thoughts and proved His authority by healing the man. The crowd praised God for this extraordinary event.



MONTHLY

Memory Verse

And the Word became flesh and dwelt among us, and we have seen His glory.

(JOHN 1:14A)

BRITE  *Idea*

Jesus forgives and heals.

HE

HOW DID JESUS SHOW HE WAS GOD?

While on earth, Jesus performed many amazing miracles and forgave people of their sins. Because Jesus is the Son of God, He has the power to forgive sins and to heal.

WE

WHY SHOULD WE HELP OUR FRIENDS KNOW ABOUT JESUS?

Jesus is the only way for us to be forgiven and made right with God. Living God's way is the best way, so the most loving thing we can do for our friends is help them know Jesus.

ME

WHAT DOES THIS MEAN FOR MY LIFE?

Kids will be given the opportunity to reflect on the truth they learned about God and respond accordingly.

Pray for each regular attendee by name. Pray for those who might visit your group for the first time. Pray specifically for kids who are typically overlooked by others. Pray that they would be made to feel special and valued. Also pray for kids who are typically doing the “overlooking.” Ask God to show them other kids who need to feel valued. Pray that these kids would work to make others feel included and special.

Before Kids Arrive

- Go through your supply tub and make sure you have all the supplies you need for the morning. (we do sometimes make mistakes 😊)

Arrival

Kids will be with their parents for worship and be dismissed to meet you in the Bridge Kids Lobby. During the kids blessing, come to the Bridge Kids Lobby and get your Attendance Book.

Welcome kids and verify you have all kids listed in the book (and that all kids ARE listed in the book. Any kids not listed will need to be checked in by the Welcome Desk).

Big Group

When prompted, take your group to the Big Group Room. If any brought their Bibles, have them place their names on the slips of paper and place in the proper container.

Please sit with your few and help them be good listeners.

After Big Group

Welcome the kids to your group.

Ask: What was the best part of your week? What was the worst part of your week?

Ask: How did God use those experiences to grow you as a disciple of Jesus?

Ask: How can I pray for you (write them on the journal page).

Start With Prayer Requests – this builds relationship.

You will pray at the end of the service





Leader TRAINING

LEADER TRAINING TOPIC: RESPONDING TO BIG EMOTIONS

A child’s feelings are very real to them. We can validate those feelings by getting on their eye level, listening and empathizing. Providing one-on-one attention, even for a few minutes, can help increase a child’s felt safety.

- **Validate big feelings.** Don’t minimize a child’s feelings. For example, if a child is visibly upset and we say, “You’re okay,” we may communicate that the child’s fears or anger are not valid. Instead, we can say, “I know you’re sad that Mommy just left. I will keep you safe until she returns.”
- **Name it to tame it.** Identifying what a child is feeling can help calm the child. If a child displays big emotions, help them name their feelings by suggesting what you think they are feeling. Even if you identify the feeling incorrectly, your attempts to connect with them will increase their sense of safety.
- **Use a feelings chart.** Look online and find a feelings chart to display in your space. Use it to help kids find new words to communicate what they may be feeling.

NAVIGATING A BROKEN WORLD: TELLING FRIENDS ABOUT JESUS

In a recent survey, 22 percent of believers said they don’t share about Jesus because they are afraid.* Kids in your group may have never had the chance to share the Gospel with others, and some may have never even realized they could. You can help take away the fear of sharing the Gospel by taking away ambiguity and uncertainty. Prioritize Gospel conversations in your group. When you discuss the Gospel, allow time for kids to practice sharing the truth with each other. Pray intentionally for friends and family members who don’t know Jesus. Share your own stories of having Gospel conversations throughout your week (which is accountability for you too!). In today’s story, kids will learn about friends who went to great lengths to bring their friend to Jesus. Pray for the kids in your group to have that urgency for the salvation of their friends and the world.

*For more resources on this topic, check out our Pinterest page: <https://pin.it/eai68MKDa>

ELEMENTARY GLOSSARY

Miracle: an amazing act that can only be done with the power of God

Heal: to make whole

Forgive: to pardon, to not pay someone back for what they’ve done

Small Group ROADMAP

1 BELONG
(10 MINUTES)

Goal: For kids to experience God's love through a welcoming community

FULL HOUSE
SUPPLIES: None

OR

FIND A FRIEND
SUPPLIES: Timer

2 BELIEVE
(10 MINUTES)

Goal: For kids to discover who God is by engaging with the Bible

LET IT OUT
SUPPLIES: Bibles, printable page, balloon

OR

GUESS THE MIRACLE
SUPPLIES: Bibles

3 

DISCIPLESHIP DISCUSSION
(10 MINUTES)

Goal: To engage kids in faith conversations that help them navigate a broken world with biblical wisdom


4 BECOME
(10 MINUTES)

Goal: For kids to learn to follow Jesus by applying faith to their lives

PAPER PEOPLE PRAYERS
SUPPLIES: Bible, printable page, coloring supplies, kid scissors (1 per kid)

OR

WHAT WOULD IT LOOK LIKE?
SUPPLIES: Bible

5 

SMALL GROUP WRAP-UP
(5 MINUTES)

SUPPLIES: Take-Home page, writing utensils



LET IT OUT

SUPPLIES:

Bibles, printable page, balloon

PREP:

Print the printable page.

LEADER TIP:

You can modify the activity by letting the air out of the balloon more quickly, releasing the balloon completely while the kids say the verse, or taking away the verse page.

ADAPTATION FOR DIFFERENT LEARNERS:

Balloons are unpredictable. Have some noise canceling headphones on hand for kids with sensory needs, just in case!

INSTRUCTIONS:

1. *Lead kids to find John 1:14a in their Bible. Read the verse aloud together.*
2. **Discuss:** What does this verse tell us about God?
3. **Discuss:** When Jesus became flesh and lived on earth, how did He show He was God?
4. **Discuss:** Why did the friends go to see Jesus? What were they hoping He could do for them?
5. *Review the verse a few times together. Say the verse in parts and have the kids repeat each part after you.*
6. **Say:** Let's do an activity to practice our verse! I'm going to blow up this balloon and then release the air. Your job is to say the verse before all the air in the balloon is gone.
7. *Place the verse somewhere that everyone can see.*
8. *Blow up the balloon as much as you can. After you say, "Go!" slowly release the air in the balloon. Say the verse with the kids the first time and try to finish it before the balloon is out of air.*
9. *Play as many rounds as you have time for.*
10. *After the game, gather the kids back together.*
11. **Read:** 1 John 1:9.
12. **Discuss:** How did Jesus show He was God? What did He do for the friends?



ACTIVITY WRAP-UP:

The man's friends believed Jesus could help. Jesus healed and forgave! The most important thing someone can be told is about the saving power of Jesus.



Discipleship DISCUSSION

HOW CAN I KNOW THIS IS TRUE?

Discuss: What would be cool about being an archaeologist? What secret would you like to discover if you were one?

Say: For many years, archaeologists didn't know if the village of Capernaum really existed because they couldn't find the name. Capernaum was an important city in Jesus's ministry and where He performed many miracles, like healing the man lowered through the roof. In 1866, the village of Capernaum was discovered when an archaeologist found a synagogue and a Roman bath. Archaeologists also discovered that the 1st-century builders in Capernaum made their roofs out of grass/straw and earth. This made it easier to bring the sick man through the roof to Jesus.

BUT WHAT ABOUT . . . TELLING FRIENDS ABOUT JESUS?

Discuss: Have you ever had the chance to tell a friend about Jesus?

Discuss: What can be scary about talking to others about Jesus?

Discuss: What does God have to say about that?

Say: God wants us to share the good news of His love with everyone! Wasn't it awesome how the men in the story today were determined to get their friend to Jesus? They knew the man needed Jesus more than anything. Our friends need Jesus more than anything, too. It can be hard sometimes to have conversations about Jesus. We may be afraid our friends will think we are weird or they might get mad at what we say. Generally, people won't get mad if we are nice and respectful in how we share with them. The most important thing we can do for our friends is help them learn that Jesus forgives and makes a way for us to have eternal life. Practice talking about the Gospel so it isn't so hard. Think about how you can share these important points: God made the world, we all sin, and Jesus died on the cross and rose again. When we trust in Him as Savior, we can live forever with Him.



PAPER PEOPLE PRAYERS

SUPPLIES:

Bible, printable page, coloring supplies, kid scissors (1 per kid)

PREP:

Print the printable page (1 per kid)

ADAPTATION FOR DIFFERENT LEARNERS:

Have paper chains pre-cut for any kids that might have difficulty with scissors.



INSTRUCTIONS:

1. **Discuss:** What did the men do when their friend needed help? What were they hoping would happen for their friend?
2. **Read:** Psalm 103:2-3.
3. **Discuss:** What does the Lord forgive? What did Jesus do for the man who couldn't walk?
4. **Read:** 1 John 1:9.
5. **Discuss:** What do we have to do to be forgiven of our sins?
6. **Discuss:** Do any of you have friends who do not know Jesus?
7. **Say:** We are going to make a paper people chain. While we make it, I want you to think of people you know who don't know Jesus and whom you can pray for.
8. *Pass out supplies. Show kids how to fold their paper on the dotted lines so that they only see one outline of a person. They need to carefully cut out the person WITHOUT cutting through the hands and feet. Unfold the paper to show three people holding hands. They can decorate their people with coloring supplies.*
9. **Discuss:** Why should we help our friends know about Jesus? What can we do to help?
10. **Say:** Jesus is the only way for us to be forgiven and made right with God. The most loving thing we can do for our friends, family and the world is to help them know Jesus.
11. *Remind kids to take the chains home and pray for their friends, family and the world to know Jesus as their Savior.*



ACTIVITY WRAP-UP:

Finish your time together by praying for the people on the kids' paper people chain. Pray for their salvation and the boldness of the kids to share the Gospel with them. Allow some time of silence for kids to pray specifically for their friends.



Wrap-Up



WHAT DOES THIS MEAN FOR MY LIFE?

Say: We are going to take a few minutes to think about what we have learned today about Jesus. God wants us to love Him even more as we learn more about who He is.

Pass out the Take-Home page. Instruct kids to think about what they've learned about God today and draw/write an answer to "What does this mean for my life?"

CHOOSE YOUR CHALLENGE.

Say: We want to respond to God and remember what He has taught us today. We also want to use what He's taught us during the coming week. As we become more like Jesus, our lives change!

Read the challenges from the Take-Home page aloud. Ask kids to mark which one they want to choose for this week.



SAY GOODBYE!

Tell kids goodbye and thank them for being a part of your group.

As kids wait to be picked up, encourage them to complete the activities on the back of the Take-Home page. As kids work, ask relationship-building questions, such as, "What are you looking forward to this week?" or "What do you do for fun?"

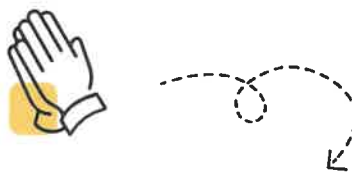
As parents arrive at pickup, look for opportunities to connect with them, pointing out the Take-Home page their kid is bringing home.

SUPPLIES:

Take-Home page, writing utensils

PREP:

Print the printable page (1 per kid).



PRAYER

God, thank You that You heal and You forgive. Help us to show our friends Your love this week. Amen.

Extra Time?

- Work on Books of the Bible
- Work on Memory Verse
 - ERASE A WORD: Write on a white board, erasing one word at a time after the class repeats the verse out loud to you.
 - BEAN BAG: Have children toss a bean bag to each other and when they catch the bean bag they say the next word in the verse
 - POPCORN: Have children sit in a circle and jump up in turn and say the next word of the verse, sitting down quickly after saying their word
 - HAND MOTIONS: Either you or the kids make up hand motions to key words or phrases of the verse. Practice and then have a competition between boys and girls.

Greet parents at the door. Make sure you match their security tag with Attendance Book. Have them initial Attendance Book (their security tag and child's nametag can be given to Welcome Desk for nametag ball.)

Hand each parent:

- Any craft/activity page

BEFORE YOU LEAVE:

After 10:00 Services:

- Erase whiteboard.
- Place Prayer Journal and Curriculum book in supply tub.
- Return Prayer Sheet, KidMin Team Member Report (if needed) and Attendance Book to Welcome Desk

After 11:45 Services:

- Erase whiteboard.
- Make sure chairs are stacked (kids can do this)
- Turn off TV by:
 - Close PowerPoint
 - Power off computer
 - Turn off TV
- Put everything away – all tables should be completely empty
- Place Prayer Journal and Curriculum book in supply tub.
- Return Prayer Sheet, KidMin Team Member Report (if needed) and Attendance Book to Welcome Desk
- Take supply tub to Resource Room