

K-2

Gr 2.3

brite*
OLDER
SMALL GROUP

Elementary

MARCH 2



JESUS HEALS THE BLIND

BIBLE PASSAGE: Mark 10:46–52

FOCUS VERSES: Psalm 66:19–20; Jeremiah 33:3; James 5:16

Summary: Jesus and His disciples were near Jericho when they encountered a blind beggar named Bartimaeus. Bartimaeus heard Jesus passing by and called out for mercy, recognizing Him as the Messiah. Despite being told to be quiet, Bartimaeus persisted, and Jesus stopped. Jesus asked what Bartimaeus wanted. Bartimaeus replied he wanted to see. Jesus commended the man’s faith and restored his sight. Bartimaeus followed Jesus, praising God.



MONTHLY

Memory Verse

*Cast all your anxiety on Him,
because He cares for you.*

(1 PETER 5:7, NIV)

BRITE  *Idea*

**Jesus hears us and
cares.**



HE

WHAT CAN WE ASK JESUS?
Jesus cares about us and our struggles, and we can call out to Him about anything at any time.

WE

DOES JESUS ALWAYS ANSWER US?
Jesus always hears and always answers, but that doesn’t mean He always does what we ask. His answer may be “no” or “not yet.”

ME

WHAT DOES THIS MEAN FOR MY LIFE?
Kids will be given the opportunity to reflect on the truth they learned about God and respond accordingly.

Pray for each regular attendee by name. Pray for those who might visit your group for the first time. Pray specifically for kids who are typically overlooked by others. Pray that they would be made to feel special and valued. Also pray for kids who are typically doing the “overlooking.” Ask God to show them other kids who need to feel valued. Pray that these kids would work to make others feel included and special.

Before Kids Arrive

- Go through your supply tub and make sure you have all the supplies you need for the morning. (we do sometimes make mistakes 😊)

Arrival

Kids will be with their parents for worship and be dismissed to meet you in the Bridge Kids Lobby. During the kids blessing, come to the Bridge Kids Lobby and get your Attendance Book.

Welcome kids and verify you have all kids listed in the book (and that all kids ARE listed in the book. Any kids not listed will need to be checked in by the Welcome Desk).

Big Group

When prompted, take your group to the Big Group Room. If any brought their Bibles, have them place their names on the slips of paper and place in the proper container.

Please sit with your few and help them be good listeners.

After Big Group

Welcome the kids to your group.

Ask: What was the best part of your week? What was the worst part of your week?

Ask: How did God use those experiences to grow you as a disciple of Jesus?

Ask: How can I pray for you (write them on the journal page).

Start With Prayer Requests – this builds relationship.

You will pray at the end of the service





LEADER TRAINING TOPIC: ALLERGIES

Allergies are prevalent in our society and can even be life-threatening.

- **Post an alert.** Let parents know anytime you serve any food. Post a sign in an obvious place and/or communicate with parents as they drop off.
- **Limit what you have available.** Consider snacks that are low-risk for allergens, and never offer something with nuts or peanut butter. You may even consider eliminating snacks if allergies are prevalent in your church community.
- **Help families feel comfortable.** Parents with kids who have severe allergies live on edge, often fearful of what could happen. Communicate well with parents and guardians so you know how to protect kids and how to respond if something happens.

NAVIGATING A BROKEN WORLD: DOES PRAYER WORK?

ELEMENTARY GLOSSARY

Anxiety: being worried about the future and about bad things that could happen

One-third of young adults, ages 18-29, report they seldom pray.* Prayer is not an assumed part of today’s culture, either publicly or privately. In today’s lesson, kids will learn that God hears us and cares about us. You may have kids in your group who have prayed for really big things, such as the healing of a family member, and they didn’t see God answer like they wanted. This situation can cause a crisis of faith, even in younger kids. When you take prayer requests in your group, also follow up on previous ones. Celebrate when you can identify an answered prayer, no matter how small. Share stories from your own life about how you’ve seen God answer prayer. Also share about times when God didn’t answer like you had hoped. Demonstrating authenticity as a loving, caring adult is powerful.

*For more resources on this topic, check out:
<https://pin.it/5w4rEHrq2>

Small Group ROADMAP

1

BELONG (10 MINUTES)

Goal: For kids to experience God's love through a welcoming community

PAPER PLATE NAMES

SUPPLIES: Paper plates (1 per kid), writing utensils

OR

ZOOM IN

SUPPLIES: Printable pages, scissors

2

BELIEVE (10 MINUTES)

Goal: For kids to discover who God is by engaging with the Bible

CALL AND RESPONSE

SUPPLIES: Bibles, printable pages, scissors

OR

ASK AWAY RELAY

SUPPLIES: Bibles, sticky notes (1 per kid), writing utensils

3



DISCIPLESHIP DISCUSSION (10 MINUTES)

Goal: To engage kids in faith conversations that help them navigate a broken world with biblical wisdom

4

BECOME (10 MINUTES)

Goal: For kids to learn to follow Jesus by applying faith to their lives

WAIT FOR IT

SUPPLIES: Bibles, timer

OR

NO, NOT YET

SUPPLIES: Bibles, printable page, scissors, 3 pieces of construction paper, coloring supplies

5



SMALL GROUP WRAP-UP (5 MINUTES)

SUPPLIES: Take-Home page, writing utensils



ASK AWAY RELAY

SUPPLIES:

Bibles, sticky notes (1 per kid), writing utensils

PREP:

None

LEADER TIP:

Kids may have some tough questions to ask God. Use discretion when reading them aloud. You can approach kids afterwards and remind them that God loves them and they can talk to Him about anything, even things that are hard.

ADAPTATION FOR DIFFERENT LEARNERS:

Kids with mobility issues or who get overstimulated during races can stand at the end to receive sticky notes and place them on the wall.

INSTRUCTIONS:

1. *Lead kids to find Psalm 66:19-20 in their Bible. Read the verses aloud together.*
2. **Discuss:** According to these verses, what does God do when we pray?
3. **Say:** Today our Bible story about Bartimaeus taught us that we can ask God anything at any time. God listens and responds because He cares for us.
4. **Say:** You will each get a sticky note. You will write down a question to God. It doesn't have to be long, just something you want to ask Him. We will read these questions out loud later.
5. *Pass out supplies to everyone. Give kids time to write down their prayers.*
6. *Divide kids into two teams.*
7. *Kids will line up with their teams on one side and race to see which team can stick their prayers on the opposite side of your space. One kid from each team will go first and then tag the next kid when they return. The first team to stick all their prayers on the other side wins! Start the game and cheer kids on!*
8. *Declare a winning team and have everyone sit down.*
9. **Discuss:** Do you think all your prayer questions were the same? Why or why not?
10. **Discuss:** What can you ask Jesus?
11. **Say:** Because Jesus cares about us and our struggles, we can call out to Him about anything at any time.
12. *Pray for the group and read each sticky note out loud in your prayer. End the prayer and ask God to show each kid how much He cares for them.*

ACTIVITY WRAP-UP:

This week, remember you can talk to God about anything. There is no problem too big or any feeling too small to share with God. God listens and responds because He cares for you!



Discipleship DISCUSSION

HOW CAN I KNOW THIS IS TRUE?

Discuss: What are the challenges of being blind today? What about being blind in Jesus' time?

Say: Blindness was common in biblical times. Some people were born blind, but most lost their sight later in life due to infection or other ailments. Back then there were no antibiotics, medicines, or surgeries to help. People who were blind didn't have very many options for working or making money. Jesus showed His great care for all people when He heard Bartimaeus' cry and healed him.

Read Isaiah 42:6b-7 directly from the Bible: *I will keep You and will make You to be a covenant for the people and a light for the Gentiles, to open eyes that are blind, to free captives from prison and to release from the dungeon those who sit in darkness.*

BUT WHAT ABOUT . . . PRAYER? DOES IT WORK?

Discuss: How would you explain what prayer is?

Discuss: What would you say if someone said prayer doesn't really work?

Discuss: What does God have to say about that?

Say: Hebrews 4:16 says: *Let us then with confidence draw near to the throne of grace, that we may receive mercy and find grace to help in time of need.* Prayer is talking to God. We can seek what we need and want from Him. That doesn't mean He will always answer just like we want Him to. He knows what is best for us, and He has a perfect plan that we may not understand. Just because God doesn't do what we ask, that doesn't mean prayer doesn't work. It just means He has a greater plan.



WAIT FOR IT

SUPPLIES:

Bibles, timer

PREP:

None

ADAPTATION FOR DIFFERENT LEARNERS:

Have quiet fidgets on hand for kids who have difficulty sitting still and quiet while waiting.

INSTRUCTIONS:

1. *Lead kids to find Jeremiah 33:3 in their Bible. Read the verse aloud together.*
2. **Discuss:** What does this Bible verse say God will do when we call out to Him?
3. **Discuss:** Have you ever wondered if God really hears and answers your prayers?
4. *Share with the kids an age-appropriate example of when you wondered whether God would answer your prayers.*
5. **Say:** Let's play a game where we will guess when one minute has passed!
6. *Have kids sit in a circle. They should turn their bodies so that they are facing outward.*
7. **Say:** When you think one minute has passed, silently raise your hand and keep it up.
8. *Keep your eye on the timer and make note of which kid's guess was closest.*
9. *Repeat with different time intervals as time allows.*
10. **Discuss:** Was it difficult waiting for the minute to pass?
11. **Discuss:** Was the timing what you expected it to be?
12. **Discuss:** Do you think Bartimaeus had ever asked God for his sight before? When God didn't heal him earlier in his life, do you think Bartimaeus became impatient or doubted if God had heard his prayers?
13. **Discuss:** Does Jesus always answer us?



ACTIVITY WRAP-UP:

Jesus always hears and always answers our prayers, but that doesn't mean He always does what we ask. His answer may be "no" or "not yet." We need to wait for God and His perfect timing.



Wrap-Up



WHAT DOES THIS MEAN FOR MY LIFE?

Say: We are going to take a few minutes to think about what we have learned today about Jesus. God wants us to love Him even more as we learn more about who He is.

Pass out the Take-Home page. Instruct kids to think about what they've learned about God today and draw/write an answer to "What does this mean for my life?"

CHOOSE YOUR CHALLENGE.

Say: We want to respond to God and remember what He has taught us today. We also want to use what He's taught us during the coming week. As we become more like Jesus, our lives change!

Read the challenges from the Take-Home page aloud. Ask kids to mark which one they want to choose for this week.



SAY GOODBYE!

Tell kids goodbye and thank them for being a part of your group.

As kids wait to be picked up, encourage them to complete the activities on the back of the Take-Home page. As kids work, ask relationship-building questions, such as, "What are you looking forward to this week?" or "What do you do for fun?"

As parents arrive at pickup, look for opportunities to connect with them, pointing out the Take-Home page their kid is bringing home.

SUPPLIES:

Take-Home page, writing utensils

PREP:

Print the printable page (1 per kid).



PRAYER

Dear Jesus, thank You for caring about us so much that You always hear and respond to our prayers. Help us to keep calling out to You and trusting You to answer us, even when we don't hear "yes." Amen.

Extra Time?

- Work on Books of the Bible
- Work on Memory Verse
 - **ERASE A WORD:** Write on a white board, erasing one word at a time after the class repeats the verse out loud to you.
 - **BEAN BAG:** Have children toss a bean bag to each other and when they catch the bean bag they say the next word in the verse
 - **POPCORN:** Have children sit in a circle and jump up in turn and say the next word of the verse, sitting down quickly after saying their word
 - **HAND MOTIONS:** Either you or the kids make up hand motions to key words or phrases of the verse. Practice and then have a competition between boys and girls.

Greet parents at the door. Make sure you match their security tag with Attendance Book. Have them initial Attendance Book (their security tag and child's nametag can be given to Welcome Desk for nametag ball.)

Hand each parent:

- Any craft/activity page


BEFORE YOU LEAVE:

After 10:00 Services:

- Erase whiteboard.
- Place Prayer Journal and Curriculum book in supply tub.
- Return Prayer Sheet, KidMin Team Member Report (if needed) and Attendance Book to Welcome Desk

After 11:45 Services:

- Erase whiteboard.
- Make sure chairs are stacked (kids can do this)
- Turn off TV by:
 - Close PowerPoint
 - Power off computer
 - Turn off TV
- Put everything away – all tables should be completely empty
- Place Prayer Journal and Curriculum book in supply tub.
- Return Prayer Sheet, KidMin Team Member Report (if needed) and Attendance Book to Welcome Desk
- Take supply tub to Resource Room



THE GOOD SAMARITAN

BIBLE PASSAGE: Luke 10:25–37

FOCUS VERSES: Matthew 5:16, Philippians 2:4;
Matthew 25:35-40; 2 Corinthians 1:3–4

Summary: A lawyer asked Jesus what he should do to receive eternal life. Jesus asked him what the law says. The man responded that it says to love the Lord and love his neighbor as himself. Jesus replied that he answered correctly. The man, trying to justify himself, asked: Who is my neighbor? Jesus responded with a parable about a man who was robbed on the road and, after being ignored by a priest and a Levite, was helped by a Samaritan. Jesus shared this parable to make clear that we are called to be neighbors and show mercy to all people, not just those who are like us.



MONTHLY Memory Verse

*Cast all your anxiety on Him
because He cares for you.*

(1 PETER 5:7, NIV)

BRITE Idea

**Jesus teaches us to care
about others.**



WHY DOES GOD CARE IF WE LOVE OTHERS?

God loves all people. He designed us to show the world His love when we love others.



SHOULD WE HELP OTHER PEOPLE?

Because Jesus helps us, we can help others. We show the love of Jesus when we put others' needs ahead of ourselves, helping however we can.



WHAT DOES THIS MEAN FOR MY LIFE?

Kids will be given the opportunity to reflect on the truth they learned about God and respond accordingly.

Pray for each regular attendee by name. Pray for those who might visit your group for the first time. Pray specifically for kids who are typically overlooked by others. Pray that they would be made to feel special and valued. Also pray for kids who are typically doing the “overlooking.” Ask God to show them other kids who need to feel valued. Pray that these kids would work to make others feel included and special.

Before Kids Arrive

- Go through your supply tub and make sure you have all the supplies you need for the morning. (we do sometimes make mistakes 😊)

Arrival

Kids will be with their parents for worship and be dismissed to meet you in the Bridge Kids Lobby. During the kids blessing, come to the Bridge Kids Lobby and get your Attendance Book.

Welcome kids and verify you have all kids listed in the book (and that all kids ARE listed in the book. Any kids not listed will need to be checked in by the Welcome Desk).

Big Group

When prompted, take your group to the Big Group Room. If any brought their Bibles, have them place their names on the slips of paper and place in the proper container.

Please sit with your few and help them be good listeners.

After Big Group

Welcome the kids to your group.

Ask: What was the best part of your week? What was the worst part of your week?

Ask: How did God use those experiences to grow you as a disciple of Jesus?

Ask: How can I pray for you (write them on the journal page).

Start With Prayer Requests – this builds relationship.

You will pray at the end of the service





LEADER TRAINING TOPIC: ROUGHHOUSING

↳ Kids will be kids, right? We often say that as kids play around and get physical with each other. However, avoiding horseplay creates a safe environment and prevents unintended injuries and hurt feelings.

- **Be clear about physical boundaries.** Kids should keep their hands and bodies to themselves, including riding on each others’ backs, sitting in laps, wrestling and other contact that can escalate.
- **Keep kids busy.** Roughhousing often occurs when kids are bored or have downtime. Keep your plan structured and have ideas to fill in dead time.
- **Be consistent.** It is easier to let some physical behavior slide during high-energy games or when waiting for the next activity. Remember that giving an inch quickly becomes a mile when it comes to behavior and physical contact.

ELEMENTARY GLOSSARY

- Parable:** earthly story with a heavenly meaning
- Samaritan:** people who were disliked by the Jews because they were part Jewish and part gentile
- Anxiety:** being worried about bad things that could happen now or in the future

NAVIGATING A BROKEN WORLD: PUTTING YOURSELF FIRST

A quick Google search will result in hundreds of articles about why it is beneficial to put yourself first above anyone and everything else. While self-care is undoubtedly important, culture is communicating to kids that they should prioritize looking out for themselves. In today’s story, kids will learn that Jesus taught that we should prioritize caring for others. Consider looking for opportunities to help your group look outward. Is there a small service project your group could do, even while meeting together? When you hear “me first” lines of thinking, respond gently but push back, asking kids to consider God’s viewpoint and what it would be like to put others first.

Small Group ROADMAP

1

BELONG (10 MINUTES)

Goal: For kids to experience God's love through a welcoming community

FEED THE PETS

SUPPLIES: Printable pages, scissors, 2 hula hoops, 2 beanbags, tape

OR

PET RESCUE

SUPPLIES: 2 laundry baskets, stuffed animals (1 per kid)

2

BELIEVE (10 MINUTES)

Goal: For kids to discover who God is by engaging with the Bible

WRAP IT UP

SUPPLIES: Bibles, 4 streamer rolls, marker

OR

EVEN THEM?

SUPPLIES: Bibles, printable pages, scissors, heart stickers (several per kid), painter's tape, soft worship music, music player, paper (1 per kid), coloring supplies

3



DISCIPLESHIP DISCUSSION (10 MINUTES)

Goal: To engage kids in faith conversations that help them navigate a broken world with biblical wisdom

4

BECOME (10 MINUTES)

Goal: For kids to learn to follow Jesus by applying faith to their lives

YOU FIRST

SUPPLIES: Bibles

OR

COMIC CREATIONS

SUPPLIES: Bibles, printable page, coloring supplies

5



SMALL GROUP WRAP-UP (5 MINUTES)

SUPPLIES: Take-Home page, writing utensils



WRAP IT UP

SUPPLIES:

Bibles, 4 streamer rolls, marker

PREP:

Write the words from 1 Peter 5:7 on each roll of streamers. Leave several inches in between each word. Then re-roll the streamers.

ADAPTATION FOR DIFFERENT LEARNERS:

Spread kids around the room to allow for group space. This can help with noise levels for kids with sensory sensitivities.



INSTRUCTIONS:

1. *Lead kids to find 1 Peter 5:7 in their Bible. Read the verse aloud together.*
2. **Discuss:** According to this verse, who cares for us?
3. **Discuss:** Does anyone care for us more than God?
4. **Say:** God cares for us more than anyone else, and He showed that by sending His Son, Jesus, to die on the cross for our sins. If God cares for us that much, we can care for others, too!
5. *Divide kids into four teams. Give each team a streamer roll.*
6. **Say:** Your goal is to wrap up one team member's arm as quickly as you can with the whole roll of streamers. We are pretending that these streamers are bandages and you are taking care of your teammate's injuries.
7. *Give kids time to play. Cheer them on and declare a winner!*
8. *Help kids unwrap their team member's arms. They will then rip the streamers between each word. Challenge them to mix up the words and then try to put them in the correct order. Have kids use their Bibles to help as needed.*
9. **Discuss:** How did the Samaritan show love to the injured man?
10. **Discuss:** Why does God care if we love others?
11. **Say:** God loves all people. When we love others, we are showing them God's love.



ACTIVITY WRAP-UP:

As resilient disciples of Jesus, we should show love for all people, just like the Samaritan showed love to the stranger. This week look for ways to show love to everyone you meet!



Discipleship DISCUSSION

HOW CAN I KNOW THIS IS TRUE?

Discuss: How would you define the word “enemy”?

Say: History reveals that the Jews and the Samaritans had been enemies for hundreds of years. The dislike started because the Samaritans were an ethnically combined group of Jews. They also argued over the correct place and way of worshiping. This dislike and hatred continued until Jesus’s time. Jews would walk extra miles just to avoid going through any Samaritan town! It was shocking for the Jews that Jesus would use their hated enemies as an example of kindness. Not only were they an example, but Jesus reminds us to act just like a good Samaritan and care for others.

BUT WHAT ABOUT . . . PUTTING MYSELF FIRST?

Discuss: Can you think of a show or movie where people put themselves ahead of other people?

Discuss: What are some situations when that happens in real life?

Discuss: What does God have to say about this?

Say: Our world tends to be a “me first” place. People say, “Look out for number one,” or “You do you.” God loves you and wants you to take care of yourself, but He also wants you to care about other people. Philippians 2:4 says: *Let each of you look not only to his own interests, but also to the interests of others.* In a world that is focused on selfishness, we can shine the light of Jesus brightly by not caring if we get all the attention, or the first place in line or the first piece of cake. We honor Jesus when we put others first, even if it doesn’t make sense to the rest of the world.



COMIC CREATIONS

SUPPLIES:

Bibles, printable page, coloring supplies

PREP:

Print the printable page (1 per kid).

ADAPTATION FOR DIFFERENT LEARNERS:

Have a few images that kids can use as a starting point for their thinking.



INSTRUCTIONS:

1. *Lead kids to find Matthew 5:16 in their Bible. Read the verse aloud together.*
2. **Discuss:** What does it mean to “let your light shine”?
3. **Discuss:** How can you “let your light shine” this week?
4. *Pass out the comic strip to everyone. Kids will use the coloring supplies to create a comic illustrating how they could show love to others this week.*
5. **Discuss:** How do you think the Samaritan let his light shine?
6. **Discuss:** Why do you think Jesus shared this parable?
7. **Discuss:** Should we help others? Why?
8. **Say:** Because Jesus helps us, we can help others. We show the love of Jesus when we put others’ needs ahead of ourselves, helping however we can.



ACTIVITY WRAP-UP:

Share this comic strip with someone at home. Ask them to pray with you for opportunities to let your light shine for Jesus this week, showing His love to others.



Wrap-Up



WHAT DOES THIS MEAN FOR MY LIFE?

Say: We are going to take a few minutes to think about what we have learned today about Jesus. God wants us to love Him even more as we learn more about who He is.

Pass out the Take-Home page. Instruct kids to think about what they've learned about God today and draw/write an answer to "What does this mean for my life?"

CHOOSE YOUR CHALLENGE.

Say: We want to respond to God and remember what He has taught us today. We also want to use what He's taught us during the coming week. As we become more like Jesus, our lives change!

Read the challenges from the Take-Home page aloud. Ask kids to mark which one they want to choose for this week.



SAY GOODBYE!

Tell kids goodbye and thank them for being a part of your group.

As kids wait to be picked up, encourage them to complete the activities on the back of the Take-Home page. As kids work, ask relationship-building questions, such as, "What are you looking forward to this week?" or "What do you do for fun?"

As parents arrive at pickup, look for opportunities to connect with them, pointing out the Take-Home page their kid is bringing home.

SUPPLIES:

Take-Home page, writing utensils

PREP:

Print the printable page (1 per kid).



PRAYER

Dear God, thank You for loving us and sending Jesus to teach us about caring for others. Help us point others to You by loving them well. Amen.

Extra Time?

- Work on Books of the Bible
- Work on Memory Verse
 - ERASE A WORD: Write on a white board, erasing one word at a time after the class repeats the verse out loud to you.
 - BEAN BAG: Have children toss a bean bag to each other and when they catch the bean bag they say the next word in the verse
 - POPCORN: Have children sit in a circle and jump up in turn and say the next word of the verse, sitting down quickly after saying their word
 - HAND MOTIONS: Either you or the kids make up hand motions to key words or phrases of the verse. Practice and then have a competition between boys and girls.

Greet parents at the door. Make sure you match their security tag with Attendance Book. Have them initial Attendance Book (their security tag and child's nametag can be given to Welcome Desk for nametag ball.)

Hand each parent:

- Any craft/activity page

BEFORE YOU LEAVE:

After 10:00 Services:

- Erase whiteboard.
- Place Prayer Journal and Curriculum book in supply tub.
- Return Prayer Sheet, KidMin Team Member Report (if needed) and Attendance Book to Welcome Desk

After 11:45 Services:

- Erase whiteboard.
- Make sure chairs are stacked (kids can do this)
- Turn off TV by:
 - Close PowerPoint
 - Power off computer
 - Turn off TV
- Put everything away – all tables should be completely empty
- Place Prayer Journal and Curriculum book in supply tub.
- Return Prayer Sheet, KidMin Team Member Report (if needed) and Attendance Book to Welcome Desk
- Take supply tub to Resource Room



PARABLE OF THE RICH FOOL

BIBLE PASSAGE: Luke 12:13–21, 32–34

FOCUS VERSES: 2 Corinthians 9:8; Philippians 3:7–8;
Proverbs 3:9

Summary: Jesus often taught using parables to explain truths about God’s kingdom in relatable stories. During one teaching, someone asked Jesus to settle a family inheritance dispute. Jesus warned against greed and told a parable about a rich man with surplus crops. The man decided to build bigger barns to store his excess, planning a life of ease.

But God called him a fool, saying his life would end that night. Jesus emphasized the importance of being rich toward God, not just accumulating earthly possessions. He urged people to prioritize heavenly treasures and generosity toward the needy, teaching that one’s heart follows where their treasure is stored.



MONTHLY

Memory Verse

*Cast all your anxiety on Him
because He cares for you.*

(1 PETER 5:7, NIV)

BRITE  *Idea*

**Jesus cares about
our priorities.**

HE

**WHY DOES JESUS CARE
ABOUT OUR PRIORITIES?**

Jesus knows what is best for us and teaches us the best way to live. Jesus knows we will never find true happiness or fulfillment in earthly things. True joy is found in Christ alone.

WE

**HOW CAN WE HONOR GOD
WITH OUR STUFF?**

When we recognize everything comes from God and His kingdom is most important, we can live generously toward others. We can focus on things that have eternal value. We can love Him more than any material things.

ME

**WHAT DOES THIS MEAN
FOR MY LIFE?**

Kids will be given the opportunity to reflect on the truth they learned about God and respond accordingly.

Pray for each regular attendee by name. Pray for those who might visit your group for the first time. Pray specifically for kids who are typically overlooked by others. Pray that they would be made to feel special and valued. Also pray for kids who are typically doing the “overlooking.” Ask God to show them other kids who need to feel valued. Pray that these kids would work to make others feel included and special.

Before Kids Arrive

- Go through your supply tub and make sure you have all the supplies you need for the morning. (we do sometimes make mistakes 😊)

Arrival

Kids will be with their parents for worship and be dismissed to meet you in the Bridge Kids Lobby. During the kids blessing, come to the Bridge Kids Lobby and get your Attendance Book.

Welcome kids and verify you have all kids listed in the book (and that all kids ARE listed in the book. Any kids not listed will need to be checked in by the Welcome Desk).

Big Group

When prompted, take your group to the Big Group Room. If any brought their Bibles, have them place their names on the slips of paper and place in the proper container.

Please sit with your few and help them be good listeners.

After Big Group

Welcome the kids to your group.

Ask: What was the best part of your week? What was the worst part of your week?

Ask: How did God use those experiences to grow you as a disciple of Jesus?

Ask: How can I pray for you (write them on the journal page).

Start With Prayer Requests – this builds relationship.

You will pray at the end of the service





LEADER TRAINING TOPIC: BULLYING

Bullying is a commonly used term, and it can be hard to identify. Bullying can be defined as intentional, repeated, targeted behavior. Unfortunately, churches are not immune to bullying behavior.

- **Have a zero-tolerance policy.** We want kids to feel safe at church! Keep your group dynamics positive by shutting down any teasing or meanness, even if you think it is innocent.
- **Watch for repeated teasing.** Kids will pick on other kids. Keep an eye out for anyone who might be a target for being picked on and don't be afraid to intercede.
- **Don't blow off a kid's concerns.** If a kid expresses concern, listen and address it immediately. If you discover a larger problem, pull in your ministry leaders and even the parents to be a part of the conversation.

ELEMENTARY GLOSSARY

Treasure: something that is highly valued, precious

Greed: selfish focus on having more of something like money

Anxiety: being worried about the future and about bad things that could happen

NAVIGATING A BROKEN WORLD: THE PROSPERITY GOSPEL

A 2023 survey by Lifeway Research reveals that 45 percent of believers feel they must do things for God to be financially blessed by Him.* This idea, as well as other opinions expressed in the survey, indicates an increase in beliefs aligned with the prosperity gospel, a teaching that focuses on God blessing believers financially as a result of their faith and good works. While God blesses us in many ways, that does not mean He will always give us abundant financial resources. Proverbs 22:2 says, "The rich and the poor meet together; the Lord is the Maker of them all." The prosperity gospel ignores Jesus' teachings about suffering and minimizes the faith of millions of believers all over the world who live in poverty. Kids in your group may be confused about God's blessing. He does promise to bless generosity, but that doesn't mean He will make us rich. Listen for kids' misconceptions and point them to God's truth.

*For more resources on this topic, check out: <https://pin.it/55WeuhuDV>

Small Group ROADMAP

1

BELONG (10 MINUTES)

Goal: For kids to experience God's love through a welcoming community

TOP TREASURE

SUPPLIES: None

OR

PENNY DIG

SUPPLIES: Storage bins (1 per 4 kids), pennies (1 per 4 kids), 20-pound bag of rice (1 per 4 kids), timer

2

BELIEVE (10 MINUTES)

Goal: For kids to discover who God is by engaging with the Bible

MAP THE VERSE

SUPPLIES: Bibles, construction paper (1 per kid), coloring supplies

OR

TREASURE HUNTERS

SUPPLIES: Bibles, printable page, scissors, blindfolds (1 per 2 kids)

3



DISCIPLESHIP DISCUSSION (10 MINUTES)

Goal: To engage kids in faith conversations that help them navigate a broken world with biblical wisdom

4

BECOME (10 MINUTES)

Goal: For kids to learn to follow Jesus by applying faith to their lives

GIVE BACK

SUPPLIES: Bibles, printable page, small ball, upbeat worship music, music player

OR

FOREVER OR FOR NOW?

SUPPLIES: Bibles, paper, coloring supplies

5



SMALL GROUP WRAP-UP (5 MINUTES)

SUPPLIES: Take-Home page, writing utensils



TREASURE HUNTERS

SUPPLIES:

Bibles, printable page, scissors, blindfolds (1 per 2 kids)

PREP:

Print the printable page and cut out (1 jewel per 2 kids).

INSTRUCTIONS:

1. **Discuss:** What treasure was the rich man in our story collecting?
2. **Say:** Let's play a game where you will be treasure hunters!
3. *Divide kids into pairs.*
4. *Pairs will decide who is the hider and who is the seeker.*
5. *Have all the seekers put on blindfolds.*
6. *Pass out the jewels to the hiders. Give them a chance to hide their jewels somewhere in the room.*
7. *The seekers will remove their blindfolds.*
8. *The hiders will guide their seeker to find the jewel they hid by giving them clues.*
9. *Once a pair has found their jewel, they will work together to look up the verse written on the jewel.*
10. *Choose a volunteer from each pair to read the verse on their jewel. Once per verse, discuss the following questions:*
 - **Discuss:** What does this verse tell us about God?
 - **Discuss:** Why does Jesus care about our priorities?
11. **Say:** Jesus knows what is best for us and teaches us the best way to live. Jesus knows we will never find true happiness or fulfillment in earthly things. True joy is found in Christ alone!



ACTIVITY WRAP-UP:

You were great treasure hunters today! This week, work to seek after the true treasure: Jesus! He loves you so much and we can seek after Him.



Discipleship DISCUSSION

HOW CAN I KNOW THIS IS TRUE?

Discuss: Are you happy with the toys you receive on holidays? How long does it take to get tired of your toys and want more?

Say: According to Jewish law, the first-born son received the largest inheritance and oversaw the distribution of the remaining wealth. If a younger son didn't like his "share," he could ask the Jewish leaders to decide. There was a lower, a higher, and a Roman court, which was the ultimate authority. Jesus knew that it wasn't His job to decide an inheritance question, but He pointed people towards what really mattered.

Read 1 Timothy 6:18 directly from the Bible: *They are to do good, to be rich in good works, to be generous and ready to share.*

BUT WHAT ABOUT . . . PROSPERITY GOSPEL?

Discuss: Does God make us rich because we believe in Him? Why or why not?

Discuss: What would you say if someone told you that God will make you rich if you give to Him?

Discuss: What do you think God has to say about this?

Say: God loves us and blesses us in so many ways. However, God never promises that He will make us rich. In fact, there are faithful believers all over the world who live in terrible poverty. That doesn't mean that they don't love God enough. God cares more about our hearts than our wallets. Sometimes He does bless us with money, but it is never a guarantee. He is not a magic genie who grants our wishes. He is the God of the universe who owns everything. He entrusts us with money and belongings to manage them well for Him and to serve others. God calls us to work hard (Proverbs 10:4-5). He calls us to honor Him with whatever wealth we have (Proverbs 3:9) and to be generous to those in need (Proverbs 28:27).



GIVE BACK

SUPPLIES:

Bibles, printable page, small ball, upbeat worship music, music player

PREP:

Print the printable page.

ADAPTATION FOR DIFFERENT LEARNERS:

Provide noise-canceling headphones for kids who have sensory sensitivities and place them strategically to avoid overstimulation.



INSTRUCTIONS:

1. **Discuss:** Did the rich man in the story honor God with his stuff? How do you know?
2. **Discuss:** How can we honor God with our stuff?
3. **Say:** When we recognize everything comes from God and that His kingdom is most important, we can live generously toward others. We can focus on things that have eternal value. We can love God more than any material things!
4. *Gather kids in a circle and give one kid in the circle a ball.*
5. *Kids will pass the ball over their heads as music plays. When the music stops, whoever is holding the ball will read a question from the printable page to the group.*
6. *Stop the music several times so several kids have a chance to read the questions from the printable page.*
7. *Gather kids together as a group.*
8. *Lead kids to find Proverbs 3:9 in their Bible. Read the verse aloud together.*
9. **Discuss:** What are firstfruits?
10. **Say:** Firstfruits are the first fruits of the season. Farmers worked so hard to grow crops, and they must have been very excited to see the first results of their hard work. In the Old Testament, God asked the people to give their firstfruits to Him. God wants us to remember that all good things come from Him, and we should honor Him with what we have.
11. **Discuss:** What could firstfruits be in our culture today?



ACTIVITY WRAP-UP:

This week as you connect with people in your neighborhood, school or home, think about how you could bless them by honoring God with your stuff. Just as you passed the ball back to others, think about how you could pass your earthly treasure to others and give back to God.



Wrap-Up



WHAT DOES THIS MEAN FOR MY LIFE?

Say: We are going to take a few minutes to think about what we have learned today about Jesus. God wants us to love Him even more as we learn more about who He is.

Pass out the Take-Home page. Instruct kids to think about what they've learned about God today and draw/write an answer to "What does this mean for my life?"

CHOOSE YOUR CHALLENGE.

Say: We want to respond to God and remember what He has taught us today. We also want to use what He's taught us during the coming week. As we become more like Jesus, our lives change!

Read the challenges from the Take-Home page aloud. Ask kids to mark which one they want to choose for this week.



SAY GOODBYE!

Tell kids goodbye and thank them for being a part of your group.

As kids wait to be picked up, encourage them to complete the activities on the back of the Take-Home page. As kids work, ask relationship-building questions, such as, "What are you looking forward to this week?" or "What do you do for fun?"

As parents arrive at pickup, look for opportunities to connect with them, pointing out the Take-Home page their kid is bringing home.

SUPPLIES:

Take-Home page, writing utensils

PREP:

Print the printable page (1 per kid).



PRAYER

Dear God, thank You for loving us so much that You even care about our priorities. Help us to keep You first in everything we say and do. Amen.

Extra Time?

- Work on Books of the Bible
- Work on Memory Verse
 - **ERASE A WORD:** Write on a white board, erasing one word at a time after the class repeats the verse out loud to you.
 - **BEAN BAG:** Have children toss a bean bag to each other and when they catch the bean bag they say the next word in the verse
 - **POPCORN:** Have children sit in a circle and jump up in turn and say the next word of the verse, sitting down quickly after saying their word
 - **HAND MOTIONS:** Either you or the kids make up hand motions to key words or phrases of the verse. Practice and then have a competition between boys and girls.

Greet parents at the door. Make sure you match their security tag with Attendance Book. Have them initial Attendance Book (their security tag and child's nametag can be given to Welcome Desk for nametag ball.)

Hand each parent:

- Any craft/activity page

BEFORE YOU LEAVE:

After 10:00 Services:

- Erase whiteboard.
- Place Prayer Journal and Curriculum book in supply tub.
- Return Prayer Sheet, KidMin Team Member Report (if needed) and Attendance Book to Welcome Desk

After 11:45 Services:

- Erase whiteboard.
- Make sure chairs are stacked (kids can do this)
- Turn off TV by:
 - Close PowerPoint
 - Power off computer
 - Turn off TV
- Put everything away – all tables should be completely empty
- Place Prayer Journal and Curriculum book in supply tub.
- Return Prayer Sheet, KidMin Team Member Report (if needed) and Attendance Book to Welcome Desk
- Take supply tub to Resource Room



JESUS WELCOMES ALL

BIBLE PASSAGE: Luke 18:15-17; 19:1-10

FOCUS VERSES: John 13:34; Galatians 3:28; Romans 15:7

Summary: Jesus was traveling when crowds gathered to hear Him. The disciples tried to stop children from reaching Jesus. Jesus rebuked the disciples, welcomed the children and blessed them. Later He encountered Zacchaeus, a despised tax collector who climbed a tree to see Him. Jesus invited Himself to Zacchaeus' home. Zacchaeus listened to Jesus and believed in Him. He pledged to give to the poor and repay those he wronged. Jesus welcomes everyone.



MONTHLY

Memory Verse

*Cast all your anxiety on Him
because He cares for you.*

(1 PETER 5:7, NIV)

BRITE  *Idea*

Jesus cares for everyone.

HE

WHY DOES JESUS CARE ABOUT PEOPLE?

Jesus is love and loves all people deeply. People are created by God and every person is made in His image.

WE

WHO IS IMPORTANT TO JESUS?

Every single person, no matter their age, status, or background, is precious to Jesus. He loves and welcomes everyone.

ME

WHAT DOES THIS MEAN FOR MY LIFE?

Kids will be given the opportunity to reflect on the truth they learned about God and respond accordingly.

Pray for each regular attendee by name. Pray for those who might visit your group for the first time. Pray specifically for kids who are typically overlooked by others. Pray that they would be made to feel special and valued. Also pray for kids who are typically doing the “overlooking.” Ask God to show them other kids who need to feel valued. Pray that these kids would work to make others feel included and special.

Before Kids Arrive

- Go through your supply tub and make sure you have all the supplies you need for the morning. (we do sometimes make mistakes 😊)

Arrival

Kids will be with their parents for worship and be dismissed to meet you in the Bridge Kids Lobby. During the kids blessing, come to the Bridge Kids Lobby and get your Attendance Book.

Welcome kids and verify you have all kids listed in the book (and that all kids ARE listed in the book. Any kids not listed will need to be checked in by the Welcome Desk).

Big Group

When prompted, take your group to the Big Group Room. If any brought their Bibles, have them place their names on the slips of paper and place in the proper container.

Please sit with your few and help them be good listeners.

After Big Group

Welcome the kids to your group.

Ask: What was the best part of your week? What was the worst part of your week?


Ask: How did God use those experiences to grow you as a disciple of Jesus?

Ask: How can I pray for you (write them on the journal page).

Start With Prayer Requests – this builds relationship.

You will pray at the end of the service





LEADER TRAINING TOPIC: MISSING KID

Have you ever had that heart-stopping moment of realizing you don't know where one of the kids in your group is? Sometimes kids end up in the wrong place, intentionally or unintentionally.

- **Be aware of how many kids are in your group at all times.** Count before and after every transition. Don't let any kid go anywhere unaccompanied.
- **Don't panic.** Kids are usually just misplaced, not missing. Calmly follow next steps without upsetting the other kids in the group. Check other groups, bathrooms and other common areas.
- **Get help.** Immediately let a leader know if you cannot find a kid. Keep all other kids in place and follow your church's procedures for what happens next. If your church does not have a procedure, talk to your kids ministry leader and request one.

NAVIGATING A BROKEN WORLD: PEOPLE WHO ARE DIFFERENT

ELEMENTARY GLOSSARY

Anxiety: being worried about the future and about bad things that could happen

Both research and basic human experience show us that people tend to gravitate to others who are similar.* Kids naturally do this as well. The downside comes when kids exclude, or even fear, people who are different from them. This can show up in racial differences, socioeconomic differences, and differences of ability, such as kids with special needs. You must demonstrate in your group that everyone is welcome. Watch out for your own biases, being cautious not to show preferences to some kids over others. This can be challenging, especially when you have challenging kids in your group. In today's story, kids will learn that Jesus welcomed all people. Help make your group a place that models Jesus' acceptance of all kids.

*For more resources on this topic, check out:
<https://pin.it/44by9ZKZn>

Small Group ROADMAP

1

BELONG (10 MINUTES)

Goal: For kids to experience God's love through a welcoming community

WORD SCRAMBLE

SUPPLIES: 8 sticky notes, writing utensil

OR

RELAY RACE STACKING

SUPPLIES: 22 plastic cups, permanent marker

2

BELIEVE (10 MINUTES)

Goal: For kids to discover who God is by engaging with the Bible

ERASE A WORD

SUPPLIES: Bibles, whiteboard, dry-erase marker, whiteboard eraser

OR

IN HIS IMAGE

SUPPLIES: Bibles, printable page, scissors, hand-held mirrors (1 per kid)

3



DISCIPLESHIP DISCUSSION (10 MINUTES)

Goal: To engage kids in faith conversations that help them navigate a broken world with biblical wisdom

4

BECOME (10 MINUTES)

Goal: For kids to learn to follow Jesus by applying faith to their lives

GUESS WHO?

SUPPLIES: Bibles, index cards (1 per kid), writing utensil, painter's tape

OR

TRICKY STICKIES

SUPPLIES: Bibles, printable pages, painter's tape, sticky notes (6 per kid), writing utensils, soft worship music, music player

5



SMALL GROUP WRAP-UP (5 MINUTES)

SUPPLIES: Take-Home page, writing utensils



ERASE A WORD

SUPPLIES:

Bibles, whiteboard, dry-erase marker, whiteboard eraser

PREP:

Write the words of 1 Peter 5:7 on the whiteboard.

ADAPTATION FOR DIFFERENT LEARNERS:

Have quiet fidgets for kids who need opportunities for movement.



INSTRUCTIONS:

1. *Lead kids to find 1 Peter 5:7 in their Bible. Read the verse aloud together.*
2. **Discuss:** How did Jesus show He cared for Zacchaeus?
3. **Discuss:** Do you think people were surprised that Jesus would want a relationship with Zacchaeus? Why or why not?
4. *Have the kids read the memory verse together from the whiteboard. Choose one kid to erase one word from the verse.*
5. *Have kids read the verse together, filling in the missing word.*
6. *Repeat until the verse has been completely erased and kids can recite the verse from memory.*
7. **Discuss:** Why do you think Jesus cared about Zacchaeus?
8. **Discuss:** Why does Jesus care about you?
9. **Discuss:** Why does Jesus care about all people?
10. **Say:** Jesus is love and loves all people deeply. People are created by God, and every person is made in His image.



ACTIVITY WRAP-UP:

Since Jesus *is* love and He created each of us in His image, He will always love us. There is nothing that we can do to make Him erase His love for us. Jesus cares about us deeply and wants us to know Him more.



Discipleship DISCUSSION

HOW CAN I KNOW THIS IS TRUE?

Discuss: If you could invite anyone to a party, who would you choose? Why?

Say: Most people would invite friends to a party. However, Jesus chose the least popular people to eat with Him. In the first century, tax collectors were hated by everyone, especially the Jews. Tax collectors worked for the Roman government which ruled over them. Also, tax collectors were Jews who cheated their own people by adding extra fees to the already high Roman taxes. No one trusted them, so their words in the courtroom were worthless. Jesus saw past the sins of the tax collector and saw a man who needed Him. Jesus welcomes and cares for everyone.

Read 1 Corinthians 1:27 directly from the Bible: *But God chose what is weak in the world to shame the strong.*

BUT WHAT ABOUT . . . PEOPLE WHO ARE DIFFERENT?

Discuss: What are some ways that other people might be different from us?

Discuss: Have you ever seen someone be treated differently because they were different? What was that like?

Discuss: What does God have to say about this?

Say: Our world can be very divided. People tend to like others who look like them, think like them and talk like them. Sometimes differences make us uncomfortable. Sometimes we may decide we don't like someone because they look, act or dress differently than we do. God loves everyone, and every person is made in His image. That makes every person important, even if they are different from us. God created a huge variety of people—different races, cultures, languages, interests, abilities and so much more. And He loves each unique person. In John 13:34, Jesus says: *"A new commandment I give to you, that you love one another: just as I have loved you, you also are to love one another."* Jesus loved and welcomed everyone! We can follow His example and show His love to every person, even if they are different from us.



GUESS WHO?

SUPPLIES:

Bibles, index cards (1 per kid), writing utensil, painter's tape

PREP:

Generate a list of names you are confident your kids will recognize. They could be names of athletes, actors, musicians, Bible characters, book characters, church leaders, etc. Write one name on each index card.

ADAPTATION FOR DIFFERENT LEARNERS:

Prepare a list of generic questions for kids who might have difficulty coming up with "yes" or "no" questions.



INSTRUCTIONS:

1. **Discuss:** Jesus made someone feel important in our Bible story today. Who was it? How did He make that person feel important?
2. **Discuss:** Is there a person in your life who makes you feel important?
3. **Discuss:** How do they make you feel important?
4. *Tape an index card to each kid's back without them seeing the name on it.*
5. **Say:** Each of you has a person's name on your back. You will ask each other questions to figure out who it is.
6. *Give kids time to try to figure out who their person is. They can only ask "yes" or "no" questions. When they guess correctly, they can take off their index card.*
7. **Discuss:** Do you think everyone written on the cards is important? Why or why not?
8. **Discuss:** Who is important to Jesus?
9. **Say:** Every single person—no matter their age, status or background—is precious to Jesus. He loves and welcomes everyone.
10. *Lead kids to find Galatians 3:28 in their Bible. Read the verse aloud together.*
11. **Discuss:** What does this verse tell us about how God sees us as people?



ACTIVITY WRAP-UP:

It is not our skills or accomplishments, who our parents are, where we were born, our beauty or our age that matter to God. We are precious to God because we are His kids. He created us and He welcomes everyone to be a part of His forever family!



Wrap-Up



WHAT DOES THIS MEAN FOR MY LIFE?

Say: We are going to take a few minutes to think about what we have learned today about Jesus. God wants us to love Him even more as we learn more about who He is.

Pass out the Take-Home page. Instruct kids to think about what they've learned about God today and draw/write an answer to "What does this mean for my life?"

CHOOSE YOUR CHALLENGE.

Say: We want to respond to God and remember what He has taught us today. We also want to use what He's taught us during the coming week. As we become more like Jesus, our lives change!

Read the challenges from the Take-Home page aloud. Ask kids to mark which one they want to choose for this week.



SAY GOODBYE!

Tell kids goodbye and thank them for being a part of your group.

As kids wait to be picked up, encourage them to complete the activities on the back of the Take-Home page. As kids work, ask relationship-building questions, such as, "What are you looking forward to this week?" or "What do you do for fun?"

As parents arrive at pickup, look for opportunities to connect with them, pointing out the Take-Home page their kid is bringing home.

SUPPLIES:

Take-Home page, writing utensils

PREP:

Print the printable page (1 per kid).



PRAYER

Dear God, thank You for welcoming me into Your forever family. Help me to share Your love with others! Amen.

Extra Time?

- Work on Books of the Bible
- Work on Memory Verse
 - **ERASE A WORD:** Write on a white board, erasing one word at a time after the class repeats the verse out loud to you.
 - **BEAN BAG:** Have children toss a bean bag to each other and when they catch the bean bag they say the next word in the verse
 - **POPCORN:** Have children sit in a circle and jump up in turn and say the next word of the verse, sitting down quickly after saying their word
 - **HAND MOTIONS:** Either you or the kids make up hand motions to key words or phrases of the verse. Practice and then have a competition between boys and girls.

Greet parents at the door. Make sure you match their security tag with Attendance Book. Have them initial Attendance Book (their security tag and child's nametag can be given to Welcome Desk for nametag ball.)

Hand each parent:

- Any craft/activity page


BEFORE YOU LEAVE:

After 10:00 Services:

- Erase whiteboard.
- Place Prayer Journal and Curriculum book in supply tub.
- Return Prayer Sheet, KidMin Team Member Report (if needed) and Attendance Book to Welcome Desk

After 11:45 Services:

- Erase whiteboard.
- Make sure chairs are stacked (kids can do this)
- Turn off TV by:
 - Close PowerPoint
 - Power off computer
 - Turn off TV
- Put everything away – all tables should be completely empty
- Place Prayer Journal and Curriculum book in supply tub.
- Return Prayer Sheet, KidMin Team Member Report (if needed) and Attendance Book to Welcome Desk
- Take supply tub to Resource Room



THE LAST SUPPER

BIBLE PASSAGE: Matthew 26:1-5, 20-35

FOCUS VERSES: Hebrews 10:10; John 3:16; Isaiah 53:5

Summary: The religious leaders schemed against Jesus, plotting to get rid of Him. During the Passover meal, Jesus revealed that one of His disciples would betray Him. Judas asked if he was the betrayer, and Jesus agreed. Jesus talked about His coming sacrifice using bread and wine, symbolizing His body and blood. They sang before heading to the Mount of Olives, where Jesus predicted the disciples would desert Him. Peter promised He never would, but Jesus said Peter would deny Him three times before the rooster crowed.



MONTHLY *Memory Verse*

*Cast all your anxiety on Him
because He cares for you.*

(1 PETER 5:7, NIV)

BRITE Idea

**Jesus chose to be
our sacrifice.**



HOW IS JESUS OUR SACRIFICE?
Jesus never sinned, but He chose to take the punishment for our sin in our place. Because of His great love for us, He died in our place so that we could be forgiven.



WHY DID WE NEED A SACRIFICE?
We all sin. Sin is so bad the only true punishment for it is death. We deserve to die for our sins. To be rescued, we needed someone to die in our place to take the punishment we deserved.



WHAT DOES THIS MEAN FOR MY LIFE?
Kids will be given the opportunity to reflect on the truth they learned about God and respond accordingly.

Pray for each regular attendee by name. Pray for those who might visit your group for the first time. Pray specifically for kids who are typically overlooked by others. Pray that they would be made to feel special and valued. Also pray for kids who are typically doing the “overlooking.” Ask God to show them other kids who need to feel valued. Pray that these kids would work to make others feel included and special.

Before Kids Arrive

- Go through your supply tub and make sure you have all the supplies you need for the morning. (we do sometimes make mistakes 😊)

Arrival

Kids will be with their parents for worship and be dismissed to meet you in the Bridge Kids Lobby. During the kids blessing, come to the Bridge Kids Lobby and get your Attendance Book.

Welcome kids and verify you have all kids listed in the book (and that all kids ARE listed in the book. Any kids not listed will need to be checked in by the Welcome Desk).

Big Group

When prompted, take your group to the Big Group Room. If any brought their Bibles, have them place their names on the slips of paper and place in the proper container.

Please sit with your few and help them be good listeners.

After Big Group

Welcome the kids to your group.

Ask: What was the best part of your week? What was the worst part of your week?

Ask: How did God use those experiences to grow you as a disciple of Jesus?

Ask: How can I pray for you (write them on the journal page).

Start With Prayer Requests – this builds relationship.

You will pray at the end of the service





LEADER TRAINING TOPIC: CHOKING HAZARDS

No one wants to think about a kid choking, but the danger is real! We can keep our environments safe by being proactive and removing choking hazards.

- **Preschool.** The general rule for this group is that anything that will fit through a toilet paper tube can be a potential choking hazard. Keep this in mind when selecting art supplies, candy and snacks. Snacks such as crackers and cereal should dissolve easily.
- **Younger Elementary.** While 5- to 8-year-olds will not be quite as likely as preschoolers to put things in their mouths, you may be surprised. Keep a watchful eye when using craft supplies such as beads or buttons. Also, avoid treats such as hard candy.
- **Older Elementary.** Keep kids seated when they have food and don't let them run with objects or candy in their mouths.

NAVIGATING A BROKEN WORLD: BETRAYAL

ELEMENTARY GLOSSARY

Passover: a celebration to remember when God saved the Israelites from slavery in Egypt

Anxiety: being worried about the future and about bad things that could happen

Research on bullying indicates that kids are more likely to be treated aggressively by friends or friends of friends than people they do not know.* Many kids in your group have likely experienced betrayal on some level, whether it is friends who turn against them or a family member who has broken their trust. In today's lesson, kids will learn how Jesus was betrayed by one of His very closest friends. Betrayal is painful at any age, but in young kids it can create defensiveness and even jadedness. If you have kids in your group who seem to be difficult to connect with, be aware they have been hurt in the past and are hesitant to connect. Communicate to every kid that your group is a safe place where they can trust each other. Build trust by reminding kids to treat each other kindly inside and outside of the group and to keep prayer requests and discussion topics private.

*For more resources on this topic, check out:
<https://pin.it/68hRUndmh>

Small Group ROADMAP

1

BELONG (10 MINUTES)

Goal: For kids to experience God's love through a welcoming community

PET IN THE MIDDLE

SUPPLIES: Stuffed animal (1 per 3 kids)

OR

ABC HOPSCOTCH

SUPPLIES: Painter's tape, 10 pieces of paper, marker, beanbag

2

BELIEVE (10 MINUTES)

Goal: For kids to discover who God is by engaging with the Bible

TOSS IT

SUPPLIES: Bibles, paper (1 per kid), painter's tape, basket, writing utensils

OR

CROSS=LIFE

SUPPLIES: Bibles, printable page, kid scissors (1 per kid)

3



DISCIPLESHIP DISCUSSION (10 MINUTES)

Goal: To engage kids in faith conversations that help them navigate a broken world with biblical wisdom

4

BECOME (10 MINUTES)

Goal: For kids to learn to follow Jesus by applying faith to their lives

JESUS TAKES AWAY OUR SIN

SUPPLIES: Bible, candle, large plate, large glass, water, small bowl, blue food coloring, penny, lighter

OR

CLEAN HEARTS

SUPPLIES: Bible, printable pages, red cellophane paper, red crayon (1 per kid), stapler, kid scissors (1 per kid)

5



SMALL GROUP WRAP-UP (5 MINUTES)

SUPPLIES: Take-Home page, writing utensils



CROSS=LIFE

SUPPLIES:

Bibles, printable page, kid scissors (1 per kid)

PREP:

Print the printable page (1 per kid).

LEADER TIP:

Use the leader photo below to help kids form their cross into the word "LIFE."

ADAPTATION FOR DIFFERENT LEARNERS:

Have quiet fidgets or wiggle seats for kids to use during discussion time for extra movement.



INSTRUCTIONS:

1. **Discuss:** In our Bible story, what did Jesus use as symbols to show the disciples how He was going to be the sacrifice for their sins?
2. **Discuss:** Do you think the disciples understood what Jesus was about to do?
3. **Discuss:** Could anyone else pay the price for the disciples' sins? How do you think the disciples felt knowing their friend and teacher was preparing to die in their place?
4. *Lead kids to find Isaiah 53:5 and John 3:16 in their Bible. Read the verses aloud together.*
5. **Say:** In Jesus' time, the cross was used as punishment for lawbreakers. It was a very painful way to die. When people saw a cross, they thought of death.
6. **Discuss:** What comes to your mind when you think of the cross?
7. **Say:** Jesus chose to become the sacrifice for our sins and make a way for us to have life forever with Him.
8. *Pass out the printable pages and scissors. Instruct kids to cut along the solid lines.*
9. **Say:** Jesus' sacrifice on the cross and His resurrection are what gives us life. Use the pieces from the cross to spell out the word "LIFE."
10. **Discuss:** How is Jesus our sacrifice?
11. **Discuss:** Is there anyone else who could pay the price for your sins and be a sacrifice for you?
12. **Say:** Jesus never sinned, but He chose to take the punishment for our sin in our place. Because of His great love for us, He died for us so that we could be forgiven and have eternal life.



ACTIVITY WRAP-UP:

The next time you see a cross, remember how Jesus' sacrifice gave you life. Let's praise Jesus together for this amazing gift!





HOW CAN I KNOW THIS IS TRUE?

Discuss: What is your family’s favorite holiday?

Say: In ancient Israel, the people held special feasts to remember important events such as Passover. Four days before this celebration, Jewish families would choose a perfect lamb without marks or physical problems. It would be cared for, then killed on Passover. The lamb’s death reminded the Jews of the first Passover when death passed over them if the lamb’s blood was on the doorframe. The blood of the lamb saved the household from death. Jesus reminds His followers that He is the perfect “lamb” who gave His life so that death would pass over us.

Read Romans 5:9 directly from the Bible: *Since, therefore, we have now been justified by His blood, much more shall we be saved by Him from the wrath of God.*

BUT WHAT ABOUT . . . BETRAYAL?

Discuss: What does it mean to be betrayed by someone?

Discuss: Can you think of an example of a betrayal, either from real life or from a movie or show?

Discuss: What does God have to say about this?

Say: When someone betrays us, they let us down by doing something harmful to us, such as telling a lie or breaking our trust in a big way. It hurts badly when that happens. It can make it really hard to trust the other person. Jesus knows what it is like to be betrayed by people close to Him. He knows how much it hurts when we’re betrayed and how alone it might make us feel. We can also trust that God will never betray us. People will hurt us, but God never fails. We can trust that His love never changes and He will never trick us or do something behind our backs. We can talk to Him about the hurt we have experienced and ask for His help to forgive and to know how to trust other people. Deuteronomy 31:8 says: *It is the Lord who goes before you. He will be with you; He will not leave you or forsake you. Do not fear or be dismayed.*



CLEAN HEARTS

SUPPLIES:

Bible, printable page, red cellophane paper, red crayon (1 per kid), stapler, kid scissors (1 per kid)

PREP:

Print the printable pages (1 heart per kid).

LEADER TIP:

To save time, cut out the hearts from the printable page and the cellophane paper in advance. See the example photos from the printable page.



INSTRUCTIONS:

1. *Pass out the printable page and have kids cut out the hearts. They will then trace the heart on the red cellophane paper twice, making two red hearts. After tracing, they will cut them out. Kids will now have three hearts.*
2. *Guide the kids to staple the red cellophane hearts on top of the white heart. Staple the hearts together at the top of the heart using one staple. They will need to be able to lift the cellophane hearts.*
3. **Say:** We all sin. When we sin, it makes our heart dark and troubled. On the white heart, use a red crayon to write or draw some things that are sins that everyone commits.
4. **Discuss:** Why do we need a sacrifice?
5. **Say:** Sin is so bad, the only true punishment for it is death. To be rescued, we needed someone to die in our place to take the punishment we deserved. God is compassionate and loves us so much. He sent Jesus to die for our sin. Because Jesus died on the cross as our sacrifice and rose again, we can be forgiven through faith in Him.
6. **Discuss:** What do we need to do to ask for forgiveness?
7. **Say:** The red hearts represent asking for forgiveness. Pull the red hearts down to cover the white heart. What happened to the sins you wrote down? By asking for Jesus to forgive us, our sins are washed away!
8. **Read:** John 3:16.

ACTIVITY WRAP-UP:

Jesus loves us so much that He chose to die on the cross as the sacrifice for our sins. Because of His sacrifice, we can be forgiven and have clean hearts.



Wrap-Up



WHAT DOES THIS MEAN FOR MY LIFE?

Say: We are going to take a few minutes to think about what we have learned today about Jesus. God wants us to love Him even more as we learn more about who He is.

Pass out the Take-Home page. Instruct kids to think about what they've learned about God today and draw/write an answer to "What does this mean for my life?"

CHOOSE YOUR CHALLENGE.

Say: We want to respond to God and remember what He has taught us today. We also want to use what He's taught us during the coming week. As we become more like Jesus, our lives change!

Read the challenges from the Take-Home page aloud. Ask kids to mark which one they want to choose for this week.



SAY GOODBYE!

Tell kids goodbye and thank them for being a part of your group.

As kids wait to be picked up, encourage them to complete the activities on the back of the Take-Home page. As kids work, ask relationship-building questions, such as, "What are you looking forward to this week?" or "What do you do for fun?"

As parents arrive at pickup, look for opportunities to connect with them, pointing out the Take-Home page their kid is bringing home.

SUPPLIES:

Take-Home page, writing utensils

PREP:

Print the printable page (1 per kid).



PRAYER

Dear God, thank You for sending Jesus to be the sacrifice for our sins. Help us to live gratefully today and every day! Amen.

Extra Time?

- Work on Books of the Bible
- Work on Memory Verse
 - ERASE A WORD: Write on a white board, erasing one word at a time after the class repeats the verse out loud to you.
 - BEAN BAG: Have children toss a bean bag to each other and when they catch the bean bag they say the next word in the verse
 - POPCORN: Have children sit in a circle and jump up in turn and say the next word of the verse, sitting down quickly after saying their word
 - HAND MOTIONS: Either you or the kids make up hand motions to key words or phrases of the verse. Practice and then have a competition between boys and girls.

Greet parents at the door. Make sure you match their security tag with Attendance Book. Have them initial Attendance Book (their security tag and child's nametag can be given to Welcome Desk for nametag ball.)

Hand each parent:

- Any craft/activity page

BEFORE YOU LEAVE:

After 10:00 Services:

- Erase whiteboard.
- Place Prayer Journal and Curriculum book in supply tub.
- Return Prayer Sheet, KidMin Team Member Report (if needed) and Attendance Book to Welcome Desk

After 11:45 Services:

- Erase whiteboard.
- Make sure chairs are stacked (kids can do this)
- Turn off TV by:
 - Close PowerPoint
 - Power off computer
 - Turn off TV
- Put everything away – all tables should be completely empty
- Place Prayer Journal and Curriculum book in supply tub.
- Return Prayer Sheet, KidMin Team Member Report (if needed) and Attendance Book to Welcome Desk
- Take supply tub to Resource Room