

Gr 3-5 Gr 4-5

brite*
OLDER
SMALL GROUP

Elementary

MARCH 2



JESUS HEALS THE BLIND

BIBLE PASSAGE: Mark 10:46-52

FOCUS VERSES: Psalm 66:19-20; Jeremiah 33:3; James 5:16

Summary: Jesus and His disciples were near Jericho when they encountered a blind beggar named Bartimaeus. Bartimaeus heard Jesus passing by and called out for mercy, recognizing Him as the Messiah. Despite being told to be quiet, Bartimaeus persisted, and Jesus stopped. Jesus asked what Bartimaeus wanted. Bartimaeus replied he wanted to see. Jesus commended the man's faith and restored his sight. Bartimaeus followed Jesus, praising God.



MONTHLY

Memory Verse

*Cast all your anxiety on Him
because He cares for you.*

(1 PETER 5:7, NIV)

BRITE  *Idea*

**Jesus hears us and
cares.**



HE

WE

ME

WHAT CAN WE ASK JESUS?
Jesus cares about us and our struggles, and we can call out to Him about anything at any time.

DOES JESUS ALWAYS ANSWER US?
Jesus always hears and always answers, but that doesn't mean He always does what we ask. His answer may be "no" or "not yet."

WHAT DOES THIS MEAN FOR MY LIFE?
Kids will be given the opportunity to reflect on the truth they learned about God and respond accordingly.

Pray for each regular attendee by name. Pray for those who might visit your group for the first time. Pray specifically for kids who are typically overlooked by others. Pray that they would be made to feel special and valued. Also pray for kids who are typically doing the “overlooking.” Ask God to show them other kids who need to feel valued. Pray that these kids would work to make others feel included and special.

Before Kids Arrive

- Go through your supply tub and make sure you have all the supplies you need for the morning. (we do sometimes make mistakes 😊)

Arrival

Kids will be with their parents for worship and be dismissed to meet you in the Bridge Kids Lobby. During the kids blessing, come to the Bridge Kids Lobby and get your Attendance Book.

Welcome kids and verify you have all kids listed in the book (and that all kids ARE listed in the book. Any kids not listed will need to be checked in by the Welcome Desk).

Big Group

When prompted, take your group to the Big Group Room. If any brought their Bibles, have them place their names on the slips of paper and place in the proper container.

Please sit with your few and help them be good listeners.

After Big Group

Welcome the kids to your group.

Ask: What was the best part of your week? What was the worst part of your week?

Ask: How did God use those experiences to grow you as a disciple of Jesus?

Ask: How can I pray for you (write them on the journal page).

Start With Prayer Requests – this builds relationship.

You will pray at the end of the service





Leader TRAINING



LEADER TRAINING TOPIC: ALLERGIES

↓ Allergies are prevalent in our society and can even be life-threatening.

- **Post an alert.** Let parents know anytime you serve any food. Post a sign in an obvious place and/or communicate with parents as they drop off.
- **Limit what you have available.** Consider snacks that are low-risk for allergens, and never offer something with nuts or peanut butter. You may even consider eliminating snacks if allergies are prevalent in your church community.
- **Help families feel comfortable.** Parents with kids who have severe allergies live on edge, often fearful of what could happen. Communicate well with parents and guardians so you know how to protect kids and how to respond if something happens.

NAVIGATING A BROKEN WORLD: DOES PRAYER WORK?

ELEMENTARY GLOSSARY

Anxiety: being worried about the future and about bad things that could happen

One-third of young adults, ages 18-29, report they seldom pray.* Prayer is not an assumed part of today's culture, either publicly or privately. In today's lesson, kids will learn that God hears us and cares about us. You may have kids in your group who have prayed for really big things, such as the healing of a family member, and they didn't see God answer like they wanted. This situation can cause a crisis of faith, even in younger kids. When you take prayer requests in your group, also follow up on previous ones. Celebrate when you can identify an answered prayer, no matter how small. Share stories from your own life about how you've seen God answer prayer. Also share about times when God didn't answer like you had hoped. Demonstrating authenticity as a loving, caring adult is powerful.

*For more resources on this topic, check out:
<https://pin.it/5w4rEHrq2>

Small Group ROADMAP

1

BELONG (10 MINUTES)

Goal: For kids to experience God's love through a welcoming community

PAPER PLATE NAMES

SUPPLIES: Paper plates (1 per kid), writing utensils

OR

ZOOM IN

SUPPLIES: Printable pages, scissors

2

BELIEVE (10 MINUTES)

Goal: For kids to discover who God is by engaging with the Bible

CALL AND RESPONSE

SUPPLIES: Bibles, printable pages, scissors

OR

ASK AWAY RELAY

SUPPLIES: Bibles, sticky notes (1 per kid), writing utensils

3



DISCIPLESHIP DISCUSSION (10 MINUTES)

Goal: To engage kids in faith conversations that help them navigate a broken world with biblical wisdom

4

BECOME (10 MINUTES)

Goal: For kids to learn to follow Jesus by applying faith to their lives

WAIT FOR IT

SUPPLIES: Bibles, timer

OR

NO, NOT YET

SUPPLIES: Bibles, printable page, scissors, 3 pieces of construction paper, coloring supplies

5



SMALL GROUP WRAP-UP (5 MINUTES)

SUPPLIES: Take-Home page, writing utensils



ASK AWAY RELAY

SUPPLIES:

Bibles, sticky notes (1 per kid), writing utensils

PREP:

None

LEADER TIP:

Kids may have some tough questions to ask God. Use discretion when reading them aloud. You can approach kids afterwards and remind them that God loves them and they can talk to Him about anything, even things that are hard.

ADAPTATION FOR DIFFERENT LEARNERS:

Kids with mobility issues or who get overstimulated during races can stand at the end to receive sticky notes and place them on the wall.

INSTRUCTIONS:

1. *Lead kids to find Psalm 66:19-20 in their Bible. Read the verses aloud together.*
2. **Discuss:** According to these verses, what does God do when we pray?
3. **Say:** Today our Bible story about Bartimaeus taught us that we can ask God anything at any time. God listens and responds because He cares for us.
4. **Say:** You will each get a sticky note. You will write down a question to God. It doesn't have to be long, just something you want to ask Him. We will read these questions out loud later.
5. *Pass out supplies to everyone. Give kids time to write down their prayers.*
6. *Divide kids into two teams.*
7. *Kids will line up with their teams on one side and race to see which team can stick their prayers on the opposite side of your space. One kid from each team will go first and then tag the next kid when they return. The first team to stick all their prayers on the other side wins! Start the game and cheer kids on!*
8. *Declare a winning team and have everyone sit down.*
9. **Discuss:** Do you think all your prayer questions were the same? Why or why not?
10. **Discuss:** What can you ask Jesus?
11. **Say:** Because Jesus cares about us and our struggles, we can call out to Him about anything at any time.
12. *Pray for the group and read each sticky note out loud in your prayer. End the prayer and ask God to show each kid how much He cares for them.*

ACTIVITY WRAP-UP:

This week, remember you can talk to God about anything. There is no problem too big or any feeling too small to share with God. God listens and responds because He cares for you!



Discipleship DISCUSSION

HOW CAN I KNOW THIS IS TRUE?

Discuss: What are the challenges of being blind today? What about being blind in Jesus' time?

Say: Blindness was common in biblical times. Some people were born blind, but most lost their sight later in life due to infection or other ailments. Back then there were no antibiotics, medicines, or surgeries to help. People who were blind didn't have very many options for working or making money. Jesus showed His great care for all people when He heard Bartimaeus' cry and healed him.

Read Isaiah 42:6b-7 directly from the Bible: *I will keep You and will make You to be a covenant for the people and a light for the Gentiles, to open eyes that are blind, to free captives from prison and to release from the dungeon those who sit in darkness.*

BUT WHAT ABOUT . . . PRAYER? DOES IT WORK?

Discuss: How would you explain what prayer is?

Discuss: What would you say if someone said prayer doesn't really work?

Discuss: What does God have to say about that?

Say: Hebrews 4:16 says: *Let us then with confidence draw near to the throne of grace, that we may receive mercy and find grace to help in time of need.* Prayer is talking to God. We can seek what we need and want from Him. That doesn't mean He will always answer just like we want Him to. He knows what is best for us, and He has a perfect plan that we may not understand. Just because God doesn't do what we ask, that doesn't mean prayer doesn't work. It just means He has a greater plan.



NO, NOT YET

SUPPLIES:

Bibles, printable page, scissors, 3 pieces of construction paper, coloring supplies

PREP:

Print the printable page and cut out.

ADAPTATION FOR DIFFERENT LEARNERS:

Have small fidgets or wiggle seats available for active learners during whole group discussion.

INSTRUCTIONS:

1. **Discuss:** Have you ever been disappointed when God didn't answer your prayer at the time and in the way you wanted? Would anyone like to share an experience where that happened to them?
2. **Discuss:** Imagine you are Bartimaeus' parents. How many times do you think you would have prayed to God to give him his sight?
3. **Discuss:** Do you think you would've gotten to a point where you'd stop asking God for your son to be able to see?
4. *Lead kids to find James 5:16 in their Bibles. Read the verse aloud together.*
5. **Discuss:** What does this verse mean when it says "The prayer of a righteous person has great power as it is working"?
6. **Say:** Just because God hasn't answered your prayer with a "yes" doesn't mean He isn't listening or answering. The Bible tells us that there is power in our prayers. We should never stop praying and telling God the desires of our hearts.
7. **Say:** Knowing this doesn't make the waiting easy though, does it? It is hard to wait patiently. In groups, you will respond to situations where God might give you a "no" or a "not yet" answer. You will decide the best way to react while you wait and then make a poster expressing your thoughts.
8. *Divide kids into three groups. Give each group construction paper, coloring supplies and two cards from the printable page. Give kids time to discuss and complete their posters. Kids can record their responses in any way they choose (e.g., bullet points, sketches, sentences, etc.).*
9. *If time allows, have kids read their situation and share their posters.*
10. **Discuss:** Does Jesus always answer us?



ACTIVITY WRAP-UP:

Jesus always hears and always answers our prayer, but that doesn't mean He always does what we ask. His answer may be "no" or "not yet." If you have prayed about something and haven't heard "yes," don't be discouraged! The Bible tells us that Jesus promises to always hear and respond to our prayers. Keep following Jesus and living like Him, even during times of waiting.



Wrap-Up



WHAT DOES THIS MEAN FOR MY LIFE?

Say: We are going to take a few minutes to think about what we have learned today about Jesus. God wants us to love Him even more as we learn more about who He is.

Pass out the Take-Home page. Instruct kids to think about what they've learned about God today and draw/write an answer to "What does this mean for my life?"

CHOOSE YOUR CHALLENGE.

Say: We want to respond to God and remember what He has taught us today. We also want to use what He's taught us during the coming week. As we become more like Jesus, our lives change!

Read the challenges from the Take-Home page aloud. Ask kids to mark which one they want to choose for this week.



SAY GOODBYE!

Tell kids goodbye and thank them for being a part of your group.

As kids wait to be picked up, encourage them to complete the activities on the back of the Take-Home page. As kids work, ask relationship-building questions, such as, "What are you looking forward to this week?" or "What do you do for fun?"

As parents arrive at pickup, look for opportunities to connect with them, pointing out the Take-Home page their kid is bringing home.

SUPPLIES:

Take-Home page, writing utensils

PREP:

Print the printable page (1 per kid).



PRAYER

Dear Jesus, thank You for caring about us so much that You always hear and respond to our prayers. Help us to keep calling out to You and trusting You to answer us, even when we don't hear "yes." Amen.

Extra Time?

- Work on Books of the Bible
- Work on Memory Verse
 - ERASE A WORD: Write on a white board, erasing one word at a time after the class repeats the verse out loud to you.
 - BEAN BAG: Have children toss a bean bag to each other and when they catch the bean bag they say the next word in the verse
 - POPCORN: Have children sit in a circle and jump up in turn and say the next word of the verse, sitting down quickly after saying their word
 - HAND MOTIONS: Either you or the kids make up hand motions to key words or phrases of the verse. Practice and then have a competition between boys and girls.

Greet parents at the door. Make sure you match their security tag with Attendance Book. Have them initial Attendance Book (their security tag and child's nametag can be given to Welcome Desk for nametag ball.)

Hand each parent:

- Any craft/activity page

BEFORE YOU LEAVE:

After 10:00 Services:

- Erase whiteboard.
- Place Prayer Journal and Curriculum book in supply tub.
- Return Prayer Sheet, KidMin Team Member Report (if needed) and Attendance Book to Welcome Desk

After 11:45 Services:

- Erase whiteboard.
- Make sure chairs are stacked (kids can do this)
- Turn off TV by:
 - Close PowerPoint
 - Power off computer
 - Turn off TV
- Put everything away – all tables should be completely empty
- Place Prayer Journal and Curriculum book in supply tub.
- Return Prayer Sheet, KidMin Team Member Report (if needed) and Attendance Book to Welcome Desk
- Take supply tub to Resource Room



THE GOOD SAMARITAN

BIBLE PASSAGE: Luke 10:25–37

FOCUS VERSES: Matthew 5:16, Philippians 2:4;
Matthew 25:35–40; 2 Corinthians 1:3–4

Summary: A lawyer asked Jesus what he should do to receive eternal life. Jesus asked him what the law says. The man responded that it says to love the Lord and love his neighbor as himself. Jesus replied that he answered correctly. The man, trying to justify himself, asked: Who is my neighbor? Jesus responded with a parable about a man who was robbed on the road and, after being ignored by a priest and a Levite, was helped by a Samaritan. Jesus shared this parable to make clear that we are called to be neighbors and show mercy to all people, not just those who are like us.



MONTHLY Memory Verse

*Cast all your anxiety on Him
because He cares for you.*

(1 PETER 5:7, NIV)

BRITE Idea

**Jesus teaches us to care
about others.**

HE

WHY DOES GOD CARE IF WE LOVE OTHERS?

God loves all people. He designed us to show the world His love when we love others.

WE

SHOULD WE HELP OTHER PEOPLE?

Because Jesus helps us, we can help others. We show the love of Jesus when we put others' needs ahead of ourselves, helping however we can.

ME

WHAT DOES THIS MEAN FOR MY LIFE?

Kids will be given the opportunity to reflect on the truth they learned about God and respond accordingly.

Pray for each regular attendee by name. Pray for those who might visit your group for the first time. Pray specifically for kids who are typically overlooked by others. Pray that they would be made to feel special and valued. Also pray for kids who are typically doing the “overlooking.” Ask God to show them other kids who need to feel valued. Pray that these kids would work to make others feel included and special.

Before Kids Arrive

- Go through your supply tub and make sure you have all the supplies you need for the morning. (we do sometimes make mistakes 😊)

Arrival

Kids will be with their parents for worship and be dismissed to meet you in the Bridge Kids Lobby. During the kids blessing, come to the Bridge Kids Lobby and get your Attendance Book.

Welcome kids and verify you have all kids listed in the book (and that all kids ARE listed in the book. Any kids not listed will need to be checked in by the Welcome Desk).

Big Group

When prompted, take your group to the Big Group Room. If any brought their Bibles, have them place their names on the slips of paper and place in the proper container.

Please sit with your few and help them be good listeners.

After Big Group

Welcome the kids to your group.

Ask: What was the best part of your week? What was the worst part of your week?

Ask: How did God use those experiences to grow you as a disciple of Jesus?

Ask: How can I pray for you (write them on the journal page).

Start With Prayer Requests – this builds relationship.

You will pray at the end of the service



Leader TRAINING



LEADER TRAINING TOPIC: ROUGHHOUSING

↳ Kids will be kids, right? We often say that as kids play around and get physical with each other. However, avoiding horseplay creates a safe environment and prevents unintended injuries and hurt feelings.

- **Be clear about physical boundaries.** Kids should keep their hands and bodies to themselves, including riding on each others’ backs, sitting in laps, wrestling and other contact that can escalate.
- **Keep kids busy.** Roughhousing often occurs when kids are bored or have downtime. Keep your plan structured and have ideas to fill in dead time.
- **Be consistent.** It is easier to let some physical behavior slide during high-energy games or when waiting for the next activity. Remember that giving an inch quickly becomes a mile when it comes to behavior and physical contact.

ELEMENTARY GLOSSARY

Parable: earthly story with a heavenly meaning

Samaritan: people who were disliked by the Jews because they were part Jewish and part gentile

Anxiety: being worried about bad things that could happen now or in the future

NAVIGATING A BROKEN WORLD: PUTTING YOURSELF FIRST

A quick Google search will result in hundreds of articles about why it is beneficial to put yourself first above anyone and everything else. While self-care is undoubtedly important, culture is communicating to kids that they should prioritize looking out for themselves. In today’s story, kids will learn that Jesus taught that we should prioritize caring for others. Consider looking for opportunities to help your group look outward. Is there a small service project your group could do, even while meeting together? When you hear “me first” lines of thinking, respond gently but push back, asking kids to consider God’s viewpoint and what it would be like to put others first.

Small Group ROADMAP

1 BELONG
(10 MINUTES)
Goal: For kids to experience God's love through a welcoming community

FEED THE PETS
SUPPLIES: Printable pages, scissors, 2 hula hoops, 2 beanbags, tape

PET RESCUE
SUPPLIES: 2 laundry baskets, stuffed animals (1 per kid)

OR

2 BELIEVE
(10 MINUTES)
Goal: For kids to discover who God is by engaging with the Bible

WRAP IT UP
SUPPLIES: Bibles, 4 streamer rolls, marker

EVEN THEM?
SUPPLIES: Bibles, printable pages, scissors, heart stickers (several per kid), painter's tape, soft worship music, music player, paper (1 per kid), coloring supplies

OR

3 


DISCIPLESHIP DISCUSSION
(10 MINUTES)
Goal: To engage kids in faith conversations that help them navigate a broken world with biblical wisdom

4 BECOME
(10 MINUTES)
Goal: For kids to learn to follow Jesus by applying faith to their lives

YOU FIRST
SUPPLIES: Bibles

COMIC CREATIONS
SUPPLIES: Bibles, printable page, coloring supplies

OR

5 

SMALL GROUP WRAP-UP
(5 MINUTES)
SUPPLIES: Take-Home page, writing utensils



EVEN THEM?

SUPPLIES:

Bibles, printable pages, scissors, heart stickers (several per kid), painter's tape, soft worship music, music player, paper (1 per kid), coloring supplies

PREP:

Print the printable pages and cut out. Tape the categories around your space.

LEADER TIP:

You can adapt the list of categories from the printable pages to better represent your group and create your own posters instead. At the beginning of the activity, you could also have kids come up with their own categories of people.

ADAPTATION FOR DIFFERENT LEARNERS:

Some kids might not filter their comments or reasons why people are loved. Consider a conversation before starting that encourages positivity.

INSTRUCTIONS:

1. *Lead kids to find Matthew 25:35-40 in their Bible. Read the verses aloud together.*
2. **Discuss:** What do these verses teach us about caring for others?
3. **Say:** There are posters around the room with different groups of people on them. You will walk quietly around the room and put a heart sticker on any of the posters that represent someone whom you think God loves.
4. *Pass out the heart stickers and give kids time to put them on the posters.*
5. **Discuss:** What do you notice about all the posters?
6. **Discuss:** Were there any groups that you had a hard time deciding about? Why or why not?
7. **Discuss:** Whom are we called to love?
8. **Discuss:** Why do you think God loves everyone?
9. **Discuss:** Why does God care if we love others?
10. **Say:** God loves all people. When we love others, we are showing them God's love.
11. *Pass out paper and coloring supplies to everyone.*
12. *Play soft worship music and have kids spread out around your space. Give them time to reflect on God's love for them. They can write out a prayer, draw a picture or even make a list of everyone in their lives whom God loves.*

ACTIVITY WRAP-UP:

Since God loves all people, we can show people His love, even people who might be different than us or seem hard to love. This week pray that God helps you love those around you as He loves them.



Discipleship DISCUSSION

HOW CAN I KNOW THIS IS TRUE?

Discuss: How would you define the word “enemy”?

Say: History reveals that the Jews and the Samaritans had been enemies for hundreds of years. The dislike started because the Samaritans were an ethnically combined group of Jews. They also argued over the correct place and way of worshiping. This dislike and hatred continued until Jesus’s time. Jews would walk extra miles just to avoid going through any Samaritan town! It was shocking for the Jews that Jesus would use their hated enemies as an example of kindness. Not only were they an example, but Jesus reminds us to act just like a good Samaritan and care for others.

BUT WHAT ABOUT . . . PUTTING MYSELF FIRST?

Discuss: Can you think of a show or movie where people put themselves ahead of other people?

Discuss: What are some situations when that happens in real life?

Discuss: What does God have to say about this?

Say: Our world tends to be a “me first” place. People say, “Look out for number one,” or “You do you.” God loves you and wants you to take care of yourself, but He also wants you to care about other people. Philippians 2:4 says: *Let each of you look not only to his own interests, but also to the interests of others.* In a world that is focused on selfishness, we can shine the light of Jesus brightly by not caring if we get all the attention, or the first place in line or the first piece of cake. We honor Jesus when we put others first, even if it doesn’t make sense to the rest of the world.



YOU FIRST

SUPPLIES:

Bibles

PREP:

None

LEADER TIP:

Think of a few example scenarios to share with kids in case anyone can't think of a scenario to perform.

ADAPTATION FOR DIFFERENT LEARNERS:

Some kids may feel anxious when performing in front of a group. Consider larger groups and allow one person to be the "director" of the group.

INSTRUCTIONS:

1. *Lead kids to find Philippians 2:4 in their Bible. Read the verse aloud together.*
2. **Discuss:** How would you summarize this verse?
3. **Discuss:** How did the Good Samaritan look to the interests of others?
4. **Discuss:** How would our story have been different if no one looked to the interest of others?
5. **Say:** Every day you have opportunities to put others' needs before your own, but it's not always easy. You will work with a partner to think of an example of how you could put others' needs before your own. Then you will act out that scene for us.
6. *Divide kids into pairs. Give kids time to brainstorm a scenario of putting others first and practice their skit.*
7. *Gather kids together. Have each pair present their skit to the group.*
8. **Discuss:** Could you relate to any of these situations? Which one stood out to you the most?
9. **Discuss:** Did you respond in real life like the characters in the skit did? How should you have responded?
10. **Discuss:** Should we help other people?
11. **Say:** Because Jesus helps us, we can help others. We show the love of Jesus when we put others' needs ahead of ourselves, helping however we can.

ACTIVITY WRAP-UP:

This week at home, school or in your neighborhood, challenge yourself to put others' needs first. Thank God for giving you the wisdom and love to care for others the way Jesus cares for you.



Wrap-Up



WHAT DOES THIS MEAN FOR MY LIFE?

Say: We are going to take a few minutes to think about what we have learned today about Jesus. God wants us to love Him even more as we learn more about who He is.

Pass out the Take-Home page. Instruct kids to think about what they've learned about God today and draw/write an answer to "What does this mean for my life?"

CHOOSE YOUR CHALLENGE.

Say: We want to respond to God and remember what He has taught us today. We also want to use what He's taught us during the coming week. As we become more like Jesus, our lives change!

Read the challenges from the Take-Home page aloud. Ask kids to mark which one they want to choose for this week.



SAY GOODBYE!

Tell kids goodbye and thank them for being a part of your group.

As kids wait to be picked up, encourage them to complete the activities on the back of the Take-Home page. As kids work, ask relationship-building questions, such as, "What are you looking forward to this week?" or "What do you do for fun?"

As parents arrive at pickup, look for opportunities to connect with them, pointing out the Take-Home page their kid is bringing home.

SUPPLIES:

Take-Home page, writing utensils

PREP:

Print the printable page (1 per kid).



PRAYER

Dear God, thank You for loving us and sending Jesus to teach us about caring for others. Help us point others to You by loving them well. Amen.

Extra Time?

- Work on Books of the Bible
- Work on Memory Verse
 - **ERASE A WORD:** Write on a white board, erasing one word at a time after the class repeats the verse out loud to you.
 - **BEAN BAG:** Have children toss a bean bag to each other and when they catch the bean bag they say the next word in the verse
 - **POPCORN:** Have children sit in a circle and jump up in turn and say the next word of the verse, sitting down quickly after saying their word
 - **HAND MOTIONS:** Either you or the kids make up hand motions to key words or phrases of the verse. Practice and then have a competition between boys and girls.

Greet parents at the door. Make sure you match their security tag with Attendance Book. Have them initial Attendance Book (their security tag and child's nametag can be given to Welcome Desk for nametag ball.)

Hand each parent:

- Any craft/activity page

BEFORE YOU LEAVE:

After 10:00 Services:

- Erase whiteboard.
- Place Prayer Journal and Curriculum book in supply tub.
- Return Prayer Sheet, KidMin Team Member Report (if needed) and Attendance Book to Welcome Desk

After 11:45 Services:

- Erase whiteboard.
- Make sure chairs are stacked (kids can do this)
- Turn off TV by:
 - Close PowerPoint
 - Power off computer
 - Turn off TV
- Put everything away – all tables should be completely empty
- Place Prayer Journal and Curriculum book in supply tub.
- Return Prayer Sheet, KidMin Team Member Report (if needed) and Attendance Book to Welcome Desk
- Take supply tub to Resource Room



PARABLE OF THE RICH FOOL

BIBLE PASSAGE: Luke 12:13–21, 32–34

FOCUS VERSES: 2 Corinthians 9:8; Philippians 3:7–8;
Proverbs 3:9

Summary: Jesus often taught using parables to explain truths about God’s kingdom in relatable stories. During one teaching, someone asked Jesus to settle a family inheritance dispute. Jesus warned against greed and told a parable about a rich man with surplus crops. The man decided to build bigger barns to store his excess, planning a life of ease.

But God called him a fool, saying his life would end that night. Jesus emphasized the importance of being rich toward God, not just accumulating earthly possessions. He urged people to prioritize heavenly treasures and generosity toward the needy, teaching that one’s heart follows where their treasure is stored.



MONTHLY

Memory Verse

*Cast all your anxiety on Him
because He cares for you.*

(1 PETER 5:7, NIV)

BRITE  *Idea*

**Jesus cares about
our priorities.**

HE

WE

ME

WHY DOES JESUS CARE ABOUT OUR PRIORITIES?

Jesus knows what is best for us and teaches us the best way to live. Jesus knows we will never find true happiness or fulfillment in earthly things. True joy is found in Christ alone.

HOW CAN WE HONOR GOD WITH OUR STUFF?

When we recognize everything comes from God and His kingdom is most important, we can live generously toward others. We can focus on things that have eternal value. We can love Him more than any material things.

WHAT DOES THIS MEAN FOR MY LIFE?

Kids will be given the opportunity to reflect on the truth they learned about God and respond accordingly.

Pray for each regular attendee by name. Pray for those who might visit your group for the first time. Pray specifically for kids who are typically overlooked by others. Pray that they would be made to feel special and valued. Also pray for kids who are typically doing the “overlooking.” Ask God to show them other kids who need to feel valued. Pray that these kids would work to make others feel included and special.

Before Kids Arrive

- Go through your supply tub and make sure you have all the supplies you need for the morning. (we do sometimes make mistakes 😊)

Arrival

Kids will be with their parents for worship and be dismissed to meet you in the Bridge Kids Lobby. During the kids blessing, come to the Bridge Kids Lobby and get your Attendance Book.

Welcome kids and verify you have all kids listed in the book (and that all kids ARE listed in the book. Any kids not listed will need to be checked in by the Welcome Desk).

Big Group

When prompted, take your group to the Big Group Room. If any brought their Bibles, have them place their names on the slips of paper and place in the proper container.

Please sit with your few and help them be good listeners.

After Big Group

Welcome the kids to your group.

Ask: What was the best part of your week? What was the worst part of your week?

Ask: How did God use those experiences to grow you as a disciple of Jesus?

Ask: How can I pray for you (write them on the journal page).

Start With Prayer Requests – this builds relationship.

You will pray at the end of the service





LEADER TRAINING TOPIC: BULLYING

Bullying is a commonly used term, and it can be hard to identify. Bullying can be defined as intentional, repeated, targeted behavior. Unfortunately, churches are not immune to bullying behavior.

- **Have a zero-tolerance policy.** We want kids to feel safe at church! Keep your group dynamics positive by shutting down any teasing or meanness, even if you think it is innocent.
- **Watch for repeated teasing.** Kids will pick on other kids. Keep an eye out for anyone who might be a target for being picked on and don't be afraid to intercede.
- **Don't blow off a kid's concerns.** If a kid expresses concern, listen and address it immediately. If you discover a larger problem, pull in your ministry leaders and even the parents to be a part of the conversation.

ELEMENTARY GLOSSARY

Treasure: something that is highly valued, precious

Greed: selfish focus on having more of something like money

Anxiety: being worried about the future and about bad things that could happen

NAVIGATING A BROKEN WORLD: THE PROSPERITY GOSPEL

A 2023 survey by Lifeway Research reveals that 45 percent of believers feel they must do things for God to be financially blessed by Him.* This idea, as well as other opinions expressed in the survey, indicates an increase in beliefs aligned with the prosperity gospel, a teaching that focuses on God blessing believers financially as a result of their faith and good works. While God blesses us in many ways, that does not mean He will always give us abundant financial resources. Proverbs 22:2 says, "The rich and the poor meet together; the Lord is the Maker of them all." The prosperity gospel ignores Jesus' teachings about suffering and minimizes the faith of millions of believers all over the world who live in poverty. Kids in your group may be confused about God's blessing. He does promise to bless generosity, but that doesn't mean He will make us rich. Listen for kids' misconceptions and point them to God's truth.

*For more resources on this topic, check out: <https://pin.it/55WeuhuDV>

Small Group ROADMAP

1 BELONG
(10 MINUTES)

Goal: For kids to experience God's love through a welcoming community

TOP TREASURE
SUPPLIES: None

OR

PENNY DIG
SUPPLIES: Storage bins (1 per 4 kids), pennies (1 per 4 kids), 20-pound bag of rice (1 per 4 kids), timer

2 BELIEVE
(10 MINUTES)

Goal: For kids to discover who God is by engaging with the Bible

MAP THE VERSE
SUPPLIES: Bibles, construction paper (1 per kid), coloring supplies

OR

TREASURE HUNTERS
SUPPLIES: Bibles, printable page, scissors, blindfolds (1 per 2 kids)

3 

DISCIPLESHIP DISCUSSION
(10 MINUTES)

Goal: To engage kids in faith conversations that help them navigate a broken world with biblical wisdom


4 BECOME
(10 MINUTES)

Goal: For kids to learn to follow Jesus by applying faith to their lives

GIVE BACK
SUPPLIES: Bibles, printable page, small ball, upbeat worship music, music player

OR

FOREVER OR FOR NOW?
SUPPLIES: Bibles, paper, coloring supplies

5 

SMALL GROUP WRAP-UP
(5 MINUTES)

SUPPLIES: Take-Home page, writing utensils



MAP THE VERSE

SUPPLIES:

Bibles, construction paper (1 per kid), coloring supplies

PREP:

None

ADAPTATION FOR DIFFERENT LEARNERS:

Have a few options for obstacles already made that kids can add to their maps if they have trouble brainstorming.

INSTRUCTIONS:

1. *Lead kids to find 1 Peter 5:7 in their Bible. Read the verse aloud together.*
2. **Discuss:** What does the word "anxiety" mean?
3. **Say:** Anxiety is being worried about bad things that could happen now or in the future.
4. **Discuss:** Whom do you talk to first when you are upset or worried?
5. **Discuss:** According to the Bible, whom should we go to first with our anxieties?
6. **Say:** Our greatest treasures in life are God and His Kingdom. The Bible is like our treasure map to find out who God is and how He wants us to live.
7. **Say:** Let's make maps to help us remember this truth. You will draw a treasure map and write the memory verse somewhere on your map. You can decide what terrain your map is on and if there are any obstacles that have to be avoided.
8. *Pass out the construction paper and coloring supplies. Give kids time to draw their treasure map and write their verse. Remind kids to use their Bibles to help them write the verse.*
9. *Read the verse aloud together once kids are finished.*
10. **Discuss:** Do you think the rich man in today's Bible story had his priorities in the right order? Why or why not?
11. **Discuss:** Does Jesus care about our priorities? Why?
12. **Say:** Jesus knows what is best for us and teaches us the best way to live. Jesus knows we will never find true happiness or fulfillment in earthly things. True joy is found in Christ alone.

ACTIVITY WRAP-UP:

The rich man in our story was told that true joy is not found in earthly treasures, but only in Jesus and His Kingdom. This week challenge yourself to check your priorities. Pray that Jesus will help you trust Him for what is best for you.



Discipleship DISCUSSION

HOW CAN I KNOW THIS IS TRUE?

Discuss: Are you happy with the toys you receive on holidays? How long does it take to get tired of your toys and want more?

Say: According to Jewish law, the first-born son received the largest inheritance and oversaw the distribution of the remaining wealth. If a younger son didn't like his "share," he could ask the Jewish leaders to decide. There was a lower, a higher, and a Roman court, which was the ultimate authority. Jesus knew that it wasn't His job to decide an inheritance question, but He pointed people towards what really mattered.

Read 1 Timothy 6:18 directly from the Bible: *They are to do good, to be rich in good works, to be generous and ready to share.*

BUT WHAT ABOUT . . . PROSPERITY GOSPEL?

Discuss: Does God make us rich because we believe in Him? Why or why not?

Discuss: What would you say if someone told you that God will make you rich if you give to Him?

Discuss: What do you think God has to say about this?

Say: God loves us and blesses us in so many ways. However, God never promises that He will make us rich. In fact, there are faithful believers all over the world who live in terrible poverty. That doesn't mean that they don't love God enough. God cares more about our hearts than our wallets. Sometimes He does bless us with money, but it is never a guarantee. He is not a magic genie who grants our wishes. He is the God of the universe who owns everything. He entrusts us with money and belongings to manage them well for Him and to serve others. God calls us to work hard (Proverbs 10:4-5). He calls us to honor Him with whatever wealth we have (Proverbs 3:9) and to be generous to those in need (Proverbs 28:27).



FOREVER OR FOR NOW?

SUPPLIES:

Bibles, paper, coloring supplies

PREP:

None

INSTRUCTIONS:

1. **Discuss:** Was the rich man in our Bible story collecting earthly treasures or heavenly treasures?
2. **Discuss:** What did Jesus say was foolish? Why?
3. **Say:** When we recognize everything comes from God and His kingdom is most important, we can live generously toward others. We can focus on things that have eternal value. We can love God more than any material things.
4. *Divide the kids into four groups. Pass out supplies.*
5. *Model for the kids how to make a T-chart (see example below). Divide the paper in half and then write as a heading on the left side "Forever" and on the right side "For Now." Underline the headings.*
6. **Say:** You and your partners will brainstorm treasures that last forever (or are eternal) and treasures that only last for now (earthly/temporary). Write or draw the treasures under the correct heading.
7. *Give kids time to complete their charts and share with the group.*
8. *Lead kids to find Philippians 3:7-8 in their Bible. Read the verses aloud together.*
9. **Discuss:** What did the author of these verses think about earthly treasures?
10. **Discuss:** What are the only treasures that last for eternity?
11. **Discuss:** How can we honor God with our stuff, or our "for now" treasures? Take a look at your chart and think of a way you could honor God with one thing on your list.



ACTIVITY WRAP-UP:

This week, thank God for blessing you with so many earthly treasures. Pray that He will give you the wisdom to keep your priorities in order. Ask Him to help you honor Him with your earthly treasures.





Wrap-Up



WHAT DOES THIS MEAN FOR MY LIFE?

Say: We are going to take a few minutes to think about what we have learned today about Jesus. God wants us to love Him even more as we learn more about who He is.

Pass out the Take-Home page. Instruct kids to think about what they've learned about God today and draw/write an answer to "What does this mean for my life?"

CHOOSE YOUR CHALLENGE.

Say: We want to respond to God and remember what He has taught us today. We also want to use what He's taught us during the coming week. As we become more like Jesus, our lives change!

Read the challenges from the Take-Home page aloud. Ask kids to mark which one they want to choose for this week.



SAY GOODBYE!

Tell kids goodbye and thank them for being a part of your group.

As kids wait to be picked up, encourage them to complete the activities on the back of the Take-Home page. As kids work, ask relationship-building questions, such as, "What are you looking forward to this week?" or "What do you do for fun?"

As parents arrive at pickup, look for opportunities to connect with them, pointing out the Take-Home page their kid is bringing home.

SUPPLIES:

Take-Home page, writing utensils

PREP:

Print the printable page (1 per kid).



PRAYER

Dear God, thank You for loving us so much that You even care about our priorities. Help us to keep You first in everything we say and do. Amen.

Extra Time?

- Work on Books of the Bible
- Work on Memory Verse
 - ERASE A WORD: Write on a white board, erasing one word at a time after the class repeats the verse out loud to you.
 - BEAN BAG: Have children toss a bean bag to each other and when they catch the bean bag they say the next word in the verse
 - POPCORN: Have children sit in a circle and jump up in turn and say the next word of the verse, sitting down quickly after saying their word
 - HAND MOTIONS: Either you or the kids make up hand motions to key words or phrases of the verse. Practice and then have a competition between boys and girls.

Greet parents at the door. Make sure you match their security tag with Attendance Book. Have them initial Attendance Book (their security tag and child's nametag can be given to Welcome Desk for nametag ball.)

Hand each parent:

- Any craft/activity page

BEFORE YOU LEAVE:

After 10:00 Services:

- Erase whiteboard.
- Place Prayer Journal and Curriculum book in supply tub.
- Return Prayer Sheet, KidMin Team Member Report (if needed) and Attendance Book to Welcome Desk

After 11:45 Services:

- Erase whiteboard.
- Make sure chairs are stacked (kids can do this)
- Turn off TV by:
 - Close PowerPoint
 - Power off computer
 - Turn off TV
- Put everything away – all tables should be completely empty
- Place Prayer Journal and Curriculum book in supply tub.
- Return Prayer Sheet, KidMin Team Member Report (if needed) and Attendance Book to Welcome Desk
- Take supply tub to Resource Room



JESUS WELCOMES ALL

BIBLE PASSAGE: Luke 18:15-17; 19:1-10

FOCUS VERSES: John 13:34; Galatians 3:28; Romans 15:7

Summary: Jesus was traveling when crowds gathered to hear Him. The disciples tried to stop children from reaching Jesus. Jesus rebuked the disciples, welcomed the children and blessed them. Later He encountered Zacchaeus, a despised tax collector who climbed a tree to see Him. Jesus invited Himself to Zacchaeus' home. Zacchaeus listened to Jesus and believed in Him. He pledged to give to the poor and repay those he wronged. Jesus welcomes everyone.



MONTHLY

Memory Verse

*Cast all your anxiety on Him
because He cares for you.*

(1 PETER 5:7, NIV)

BRITE  *Idea*

Jesus cares for everyone.

HE

WHY DOES JESUS CARE ABOUT PEOPLE?

Jesus is love and loves all people deeply. People are created by God and every person is made in His image.

WE

WHO IS IMPORTANT TO JESUS?

Every single person, no matter their age, status, or background, is precious to Jesus. He loves and welcomes everyone.

ME

WHAT DOES THIS MEAN FOR MY LIFE?

Kids will be given the opportunity to reflect on the truth they learned about God and respond accordingly.

Pray for each regular attendee by name. Pray for those who might visit your group for the first time. Pray specifically for kids who are typically overlooked by others. Pray that they would be made to feel special and valued. Also pray for kids who are typically doing the "overlooking." Ask God to show them other kids who need to feel valued. Pray that these kids would work to make others feel included and special.

Before Kids Arrive

- Go through your supply tub and make sure you have all the supplies you need for the morning. (we do sometimes make mistakes 😊)

Arrival

Kids will be with their parents for worship and be dismissed to meet you in the Bridge Kids Lobby. During the kids blessing, come to the Bridge Kids Lobby and get your Attendance Book.

Welcome kids and verify you have all kids listed in the book (and that all kids ARE listed in the book. Any kids not listed will need to be checked in by the Welcome Desk).

Big Group

When prompted, take your group to the Big Group Room. If any brought their Bibles, have them place their names on the slips of paper and place in the proper container.

Please sit with your few and help them be good listeners.

After Big Group

Welcome the kids to your group.

Ask: What was the best part of your week? What was the worst part of your week?


Ask: How did God use those experiences to grow you as a disciple of Jesus?

Ask: How can I pray for you (write them on the journal page).

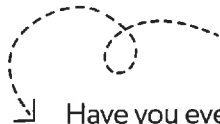
Start With Prayer Requests – this builds relationship.

You will pray at the end of the service





Leader TRAINING



LEADER TRAINING TOPIC: MISSING KID

Have you ever had that heart-stopping moment of realizing you don't know where one of the kids in your group is? Sometimes kids end up in the wrong place, intentionally or unintentionally.

- **Be aware of how many kids are in your group at all times.** Count before and after every transition. Don't let any kid go anywhere unaccompanied.
- **Don't panic.** Kids are usually just misplaced, not missing. Calmly follow next steps without upsetting the other kids in the group. Check other groups, bathrooms and other common areas.
- **Get help.** Immediately let a leader know if you cannot find a kid. Keep all other kids in place and follow your church's procedures for what happens next. If your church does not have a procedure, talk to your kids ministry leader and request one.

NAVIGATING A BROKEN WORLD: PEOPLE WHO ARE DIFFERENT

ELEMENTARY GLOSSARY

Anxiety: being worried about the future and about bad things that could happen

Both research and basic human experience show us that people tend to gravitate to others who are similar.* Kids naturally do this as well. The downside comes when kids exclude, or even fear, people who are different from them. This can show up in racial differences, socioeconomic differences, and differences of ability, such as kids with special needs. You must demonstrate in your group that everyone is welcome. Watch out for your own biases, being cautious not to show preferences to some kids over others. This can be challenging, especially when you have challenging kids in your group. In today's story, kids will learn that Jesus welcomed all people. Help make your group a place that models Jesus' acceptance of all kids.

*For more resources on this topic, check out:
<https://pin.it/44by9ZKZn>

Small Group ROADMAP

1 BELONG
(10 MINUTES)
Goal: For kids to experience God's love through a welcoming community

WORD SCRAMBLE
SUPPLIES: 8 sticky notes, writing utensil

OR

RELAY RACE STACKING
SUPPLIES: 22 plastic cups, permanent marker

2 BELIEVE
(10 MINUTES)
Goal: For kids to discover who God is by engaging with the Bible

ERASE A WORD
SUPPLIES: Bibles, whiteboard, dry-erase marker, whiteboard eraser

OR

IN HIS IMAGE
SUPPLIES: Bibles, printable page, scissors, hand-held mirrors (1 per kid)

3 


DISCIPLESHIP DISCUSSION
(10 MINUTES)
Goal: To engage kids in faith conversations that help them navigate a broken world with biblical wisdom

4 BECOME
(10 MINUTES)
Goal: For kids to learn to follow Jesus by applying faith to their lives

GUESS WHO?
SUPPLIES: Bibles, index cards (1 per kid), writing utensil, painter's tape

OR

TRICKY STICKIES
SUPPLIES: Bibles, printable pages, painter's tape, sticky notes (6 per kid), writing utensils, soft worship music, music player

5 

SMALL GROUP WRAP-UP
(5 MINUTES)
SUPPLIES: Take-Home page, writing utensils



IN HIS IMAGE

SUPPLIES:

Bibles, printable page, scissors, hand-held mirrors (1 per kid)

PREP:

Print the printable page and cut out (1 phrase per kid).

LEADER TIP:

You can also divide kids into groups to share mirrors.



INSTRUCTIONS:

1. *Lead kids to find John 13:34 in their Bible. Read the verse aloud together.*
2. **Discuss:** Who gives us an example of how to love others?
3. **Discuss:** How did the people in our Bible story today show love to others? Were there people who did not show love to others? Why do you think they responded the way they did?
4. *Lead kids to find Genesis 1:27 in their Bible. Read the verse aloud together.*
5. **Say:** The Bible tells us we are made in God's image. Therefore, we can love like Him. We can reflect His love to others!
6. *Pass out the printable page and mirrors to kids. Give them time to explore how to hold the mirror to reflect and read the text on the printable page.*
7. **Discuss:** Have you ever felt unlovable? Or have you known someone who feels or acts as if no one loves them?
8. **Discuss:** How do you think Jesus feels to know that some people don't feel loved?
9. **Discuss:** Why does Jesus care about people?
10. **Say:** Jesus is love and loves all people deeply. People are created by God, and every person is made in His image.



ACTIVITY WRAP-UP:

Just as you used the mirror to reflect the image on the page, we are created in God's image and are reflections of His love. This week when you are dealing with someone who might seem unlovable, remember that he or she is a reflection of God's love. Jesus loves all people deeply!



Discipleship DISCUSSION

HOW CAN I KNOW THIS IS TRUE?

Discuss: If you could invite anyone to a party, who would you choose? Why?

Say: Most people would invite friends to a party. However, Jesus chose the least popular people to eat with Him. In the first century, tax collectors were hated by everyone, especially the Jews. Tax collectors worked for the Roman government which ruled over them. Also, tax collectors were Jews who cheated their own people by adding extra fees to the already high Roman taxes. No one trusted them, so their words in the courtroom were worthless. Jesus saw past the sins of the tax collector and saw a man who needed Him. Jesus welcomes and cares for everyone.

Read 1 Corinthians 1:27 directly from the Bible: *But God chose what is weak in the world to shame the strong.*

BUT WHAT ABOUT . . . PEOPLE WHO ARE DIFFERENT?

Discuss: What are some ways that other people might be different from us?

Discuss: Have you ever seen someone be treated differently because they were different? What was that like?

Discuss: What does God have to say about this?

Say: Our world can be very divided. People tend to like others who look like them, think like them and talk like them. Sometimes differences make us uncomfortable. Sometimes we may decide we don't like someone because they look, act or dress differently than we do. God loves everyone, and every person is made in His image. That makes every person important, even if they are different from us. God created a huge variety of people—different races, cultures, languages, interests, abilities and so much more. And He loves each unique person. In John 13:34, Jesus says: *"A new commandment I give to you, that you love one another: just as I have loved you, you also are to love one another."* Jesus loved and welcomed everyone! We can follow His example and show His love to every person, even if they are different from us.



TRICKY STICKIES

SUPPLIES:

Bibles, printable pages, painter’s tape, sticky notes (6 per kid), writing utensils, soft worship music, music player

PREP:

Print the printable pages. Tape the pages around your space.

ADAPTATION FOR DIFFERENT LEARNERS:

Some kids may have difficulty thinking of responses to these situations. Consider giving a few kids a buddy to work with.



INSTRUCTIONS:

1. **Discuss:** Who is easy for you to love and show you care about them?
2. **Discuss:** Is there anyone in your life that is tricky for you to show love to? Why?
3. **Say:** Because we all sin, there will be times when people act in ways that are not loving. It can be tempting to act unloving in return.
4. *Lead kids to find John 13:34 in their Bible. Read the verse aloud together.*
5. **Discuss:** According to this verse, what is our job as resilient disciples of Jesus?
6. **Say:** There are signs around the room describing tricky situations you might experience. Think about each situation and write how you could make others feel important and loved by Jesus.
7. *Distribute sticky notes and writing utensils to kids.*
8. *Kids will go around the room and write on their sticky note how they could make the people feel important and loved by Jesus. They will then place the sticky notes on the corresponding printable page.*
9. *Play soft worship music and give kids time to go around the room.*
10. **Discuss:** Which of these situations would be the most challenging? Why?
11. **Discuss:** Who is important to Jesus?
12. **Say:** Every single person—no matter their age, status or background—is precious to Jesus. He loves and welcomes everyone!



ACTIVITY WRAP-UP:

Sometimes it can be tricky to show love to others, but with God’s help, we can make choices to love others well and show them that they are important to Jesus.



Wrap-Up



WHAT DOES THIS MEAN FOR MY LIFE?

Say: We are going to take a few minutes to think about what we have learned today about Jesus. God wants us to love Him even more as we learn more about who He is.

Pass out the Take-Home page. Instruct kids to think about what they've learned about God today and draw/write an answer to "What does this mean for my life?"

CHOOSE YOUR CHALLENGE.

Say: We want to respond to God and remember what He has taught us today. We also want to use what He's taught us during the coming week. As we become more like Jesus, our lives change!

Read the challenges from the Take-Home page aloud. Ask kids to mark which one they want to choose for this week.



SAY GOODBYE!

Tell kids goodbye and thank them for being a part of your group.

As kids wait to be picked up, encourage them to complete the activities on the back of the Take-Home page. As kids work, ask relationship-building questions, such as, "What are you looking forward to this week?" or "What do you do for fun?"

As parents arrive at pickup, look for opportunities to connect with them, pointing out the Take-Home page their kid is bringing home.

SUPPLIES:

Take-Home page, writing utensils

PREP:

Print the printable page (1 per kid).



PRAYER

Dear God, thank You for welcoming me into Your forever family. Help me to share Your love with others! Amen.

Extra Time?

- Work on Books of the Bible
- Work on Memory Verse
 - ERASE A WORD: Write on a white board, erasing one word at a time after the class repeats the verse out loud to you.
 - BEAN BAG: Have children toss a bean bag to each other and when they catch the bean bag they say the next word in the verse
 - POPCORN: Have children sit in a circle and jump up in turn and say the next word of the verse, sitting down quickly after saying their word
 - HAND MOTIONS: Either you or the kids make up hand motions to key words or phrases of the verse. Practice and then have a competition between boys and girls.

Greet parents at the door. Make sure you match their security tag with Attendance Book. Have them initial Attendance Book (their security tag and child's nametag can be given to Welcome Desk for nametag ball.)

Hand each parent:

- Any craft/activity page

BEFORE YOU LEAVE:

After 10:00 Services:

- Erase whiteboard.
- Place Prayer Journal and Curriculum book in supply tub.
- Return Prayer Sheet, KidMin Team Member Report (if needed) and Attendance Book to Welcome Desk

After 11:45 Services:

- Erase whiteboard.
- Make sure chairs are stacked (kids can do this)
- Turn off TV by:
 - Close PowerPoint
 - Power off computer
 - Turn off TV
- Put everything away – all tables should be completely empty
- Place Prayer Journal and Curriculum book in supply tub.
- Return Prayer Sheet, KidMin Team Member Report (if needed) and Attendance Book to Welcome Desk
- Take supply tub to Resource Room



THE LAST SUPPER

BIBLE PASSAGE: Matthew 26:1-5, 20-35

FOCUS VERSES: Hebrews 10:10; John 3:16; Isaiah 53:5

Summary: The religious leaders schemed against Jesus, plotting to get rid of Him. During the Passover meal, Jesus revealed that one of His disciples would betray Him. Judas asked if he was the betrayer, and Jesus agreed. Jesus talked about His coming sacrifice using bread and wine, symbolizing His body and blood. They sang before heading to the Mount of Olives, where Jesus predicted the disciples would desert Him. Peter promised He never would, but Jesus said Peter would deny Him three times before the rooster crowed.



MONTHLY Memory Verse

*Cast all your anxiety on Him
because He cares for you.*

(1 PETER 5:7, NIV)

BRITE Idea

**Jesus chose to be
our sacrifice.**

HE

HOW IS JESUS OUR SACRIFICE?

Jesus never sinned, but He chose to take the punishment for our sin in our place. Because of His great love for us, He died in our place so that we could be forgiven.

WE

WHY DID WE NEED A SACRIFICE?

We all sin. Sin is so bad the only true punishment for it is death. We deserve to die for our sins. To be rescued, we needed someone to die in our place to take the punishment we deserved.

ME

WHAT DOES THIS MEAN FOR MY LIFE?

Kids will be given the opportunity to reflect on the truth they learned about God and respond accordingly.

Pray for each regular attendee by name. Pray for those who might visit your group for the first time. Pray specifically for kids who are typically overlooked by others. Pray that they would be made to feel special and valued. Also pray for kids who are typically doing the “overlooking.” Ask God to show them other kids who need to feel valued. Pray that these kids would work to make others feel included and special.

Before Kids Arrive

- Go through your supply tub and make sure you have all the supplies you need for the morning. (we do sometimes make mistakes 😊)

Arrival

Kids will be with their parents for worship and be dismissed to meet you in the Bridge Kids Lobby. During the kids blessing, come to the Bridge Kids Lobby and get your Attendance Book.

Welcome kids and verify you have all kids listed in the book (and that all kids ARE listed in the book. Any kids not listed will need to be checked in by the Welcome Desk).

Big Group

When prompted, take your group to the Big Group Room. If any brought their Bibles, have them place their names on the slips of paper and place in the proper container.

Please sit with your few and help them be good listeners.

After Big Group

Welcome the kids to your group.

Ask: What was the best part of your week? What was the worst part of your week?


Ask: How did God use those experiences to grow you as a disciple of Jesus?

Ask: How can I pray for you (write them on the journal page).

Start With Prayer Requests – this builds relationship.

You will pray at the end of the service





LEADER TRAINING TOPIC: CHOKING HAZARDS

No one wants to think about a kid choking, but the danger is real! We can keep our environments safe by being proactive and removing choking hazards.

- **Preschool.** The general rule for this group is that anything that will fit through a toilet paper tube can be a potential choking hazard. Keep this in mind when selecting art supplies, candy and snacks. Snacks such as crackers and cereal should dissolve easily.
- **Younger Elementary.** While 5- to 8-year-olds will not be quite as likely as preschoolers to put things in their mouths, you may be surprised. Keep a watchful eye when using craft supplies such as beads or buttons. Also, avoid treats such as hard candy.
- **Older Elementary.** Keep kids seated when they have food and don't let them run with objects or candy in their mouths.

NAVIGATING A BROKEN WORLD: BETRAYAL

ELEMENTARY GLOSSARY

Passover: a celebration to remember when God saved the Israelites from slavery in Egypt

Anxiety: being worried about the future and about bad things that could happen

Research on bullying indicates that kids are more likely to be treated aggressively by friends or friends of friends than people they do not know.* Many kids in your group have likely experienced betrayal on some level, whether it is friends who turn against them or a family member who has broken their trust. In today's lesson, kids will learn how Jesus was betrayed by one of His very closest friends. Betrayal is painful at any age, but in young kids it can create defensiveness and even jadedness. If you have kids in your group who seem to be difficult to connect with, be aware they have been hurt in the past and are hesitant to connect. Communicate to every kid that your group is a safe place where they can trust each other. Build trust by reminding kids to treat each other kindly inside and outside of the group and to keep prayer requests and discussion topics private.

*For more resources on this topic, check out:
<https://pin.it/68hRUdnh>

Small Group ROADMAP

1 BELONG
(10 MINUTES)
Goal: For kids to experience God's love through a welcoming community

PET IN THE MIDDLE
SUPPLIES: Stuffed animal (1 per 3 kids)

OR

ABC HOPSCOTCH
SUPPLIES: Painter's tape, 10 pieces of paper, marker, beanbag

2 BELIEVE
(10 MINUTES)
Goal: For kids to discover who God is by engaging with the Bible

TOSS IT
SUPPLIES: Bibles, paper (1 per kid), painter's tape, basket, writing utensils

OR

CROSS=LIFE
SUPPLIES: Bibles, printable page, kid scissors (1 per kid)

3 


DISCIPLESHIP DISCUSSION
(10 MINUTES)
Goal: To engage kids in faith conversations that help them navigate a broken world with biblical wisdom

4 BECOME
(10 MINUTES)
Goal: For kids to learn to follow Jesus by applying faith to their lives

JESUS TAKES AWAY OUR SIN
SUPPLIES: Bible, candle, large plate, large glass, water, small bowl, blue food coloring, penny, lighter

OR

CLEAN HEARTS
SUPPLIES: Bible, printable pages, red cellophane paper, red crayon (1 per kid), stapler, kid scissors (1 per kid)

5 

SMALL GROUP WRAP-UP
(5 MINUTES)
SUPPLIES: Take-Home page, writing utensils



TOSS IT

SUPPLIES:

Bibles, paper (1 per kid), painter's tape, basket, writing utensils

PREP:

Make a cross with painter's tape on the basket.

INSTRUCTIONS:

1. *Lead kids to find 1 Peter 5:7 in their Bible. Read the verse aloud together.*
2. **Discuss:** What does the word "anxiety" mean?
3. **Say:** Anxiety is being worried about bad things that could happen now or in the future.
4. **Discuss:** Why can we trust God with our anxieties?
5. *Pass out paper and writing utensils to everyone.*
6. *Instruct kids to write a personal anxiety on their paper. They will not be showing this to anyone.*
7. *Have kids line up. One at a time, kids will recite the memory verse, crumple their paper into a ball and toss their anxiety into the basket. If they miss, they can retrieve their paper and continue tossing it until they get it in the basket.*
8. *Gather everyone together.*
9. **Discuss:** Why do you think we added a cross to this basket?
10. **Discuss:** What does the cross represent? What does it remind us of?
11. **Say:** Our verse reminds us that Jesus cares for us. The cross was the ultimate way He showed He cares. Jesus chose to take the punishment for our sin in our place. Because of His great love for us, He died for us so we could be forgiven.
12. **Discuss:** Is there anyone else in your life who loves you and helps you with your anxieties and worries? What makes Jesus different from them?



ACTIVITY WRAP-UP:

Jesus loves you so much that He chose to be a sacrifice for you. You can trust Him!



HOW CAN I KNOW THIS IS TRUE?

Discuss: What is your family’s favorite holiday?

Say: In ancient Israel, the people held special feasts to remember important events such as Passover. Four days before this celebration, Jewish families would choose a perfect lamb without marks or physical problems. It would be cared for, then killed on Passover. The lamb’s death reminded the Jews of the first Passover when death passed over them if the lamb’s blood was on the doorframe. The blood of the lamb saved the household from death. Jesus reminds His followers that He is the perfect “lamb” who gave His life so that death would pass over us.

Read Romans 5:9 directly from the Bible: *Since, therefore, we have now been justified by His blood, much more shall we be saved by Him from the wrath of God.*

BUT WHAT ABOUT . . . BETRAYAL?

Discuss: What does it mean to be betrayed by someone?

Discuss: Can you think of an example of a betrayal, either from real life or from a movie or show?

Discuss: What does God have to say about this?

Say: When someone betrays us, they let us down by doing something harmful to us, such as telling a lie or breaking our trust in a big way. It hurts badly when that happens. It can make it really hard to trust the other person. Jesus knows what it is like to be betrayed by people close to Him. He knows how much it hurts when we’re betrayed and how alone it might make us feel. We can also trust that God will never betray us. People will hurt us, but God never fails. We can trust that His love never changes and He will never trick us or do something behind our backs. We can talk to Him about the hurt we have experienced and ask for His help to forgive and to know how to trust other people. Deuteronomy 31:8 says: *It is the Lord who goes before you. He will be with you; He will not leave you or forsake you. Do not fear or be dismayed.*



CLEAN HEARTS

SUPPLIES:

Bible, printable page, red cellophane paper, red crayon (1 per kid), stapler, kid scissors (1 per kid)

PREP:

Print the printable pages (1 heart per kid).

LEADER TIP:

To save time, cut out the hearts from the printable page and the cellophane paper in advance. See the example photos from the printable page.



INSTRUCTIONS:

1. *Pass out the printable page and have kids cut out the hearts. They will then trace the heart on the red cellophane paper twice, making two red hearts. After tracing, they will cut them out. Kids will now have three hearts.*
2. *Guide the kids to staple the red cellophane hearts on top of the white heart. Staple the hearts together at the top of the heart using one staple. They will need to be able to lift the cellophane hearts.*
3. **Say:** We all sin. When we sin, it makes our heart dark and troubled. On the white heart, use a red crayon to write or draw some things that are sins that everyone commits.
4. **Discuss:** Why do we need a sacrifice?
5. **Say:** Sin is so bad, the only true punishment for it is death. To be rescued, we needed someone to die in our place to take the punishment we deserved. God is compassionate and loves us so much. He sent Jesus to die for our sin. Because Jesus died on the cross as our sacrifice and rose again, we can be forgiven through faith in Him.
6. **Discuss:** What do we need to do to ask for forgiveness?
7. **Say:** The red hearts represent asking for forgiveness. Pull the red hearts down to cover the white heart. What happened to the sins you wrote down? By asking for Jesus to forgive us, our sins are washed away!
8. **Read:** John 3:16.



ACTIVITY WRAP-UP:

Jesus loves us so much that He chose to die on the cross as the sacrifice for our sins. Because of His sacrifice, we can be forgiven and have clean hearts.



Wrap-Up



WHAT DOES THIS MEAN FOR MY LIFE?

Say: We are going to take a few minutes to think about what we have learned today about Jesus. God wants us to love Him even more as we learn more about who He is.

Pass out the Take-Home page. Instruct kids to think about what they've learned about God today and draw/write an answer to "What does this mean for my life?"

CHOOSE YOUR CHALLENGE.

Say: We want to respond to God and remember what He has taught us today. We also want to use what He's taught us during the coming week. As we become more like Jesus, our lives change!

Read the challenges from the Take-Home page aloud. Ask kids to mark which one they want to choose for this week.



SAY GOODBYE!

Tell kids goodbye and thank them for being a part of your group.

As kids wait to be picked up, encourage them to complete the activities on the back of the Take-Home page. As kids work, ask relationship-building questions, such as, "What are you looking forward to this week?" or "What do you do for fun?"

As parents arrive at pickup, look for opportunities to connect with them, pointing out the Take-Home page their kid is bringing home.

SUPPLIES:

Take-Home page, writing utensils

PREP:

Print the printable page (1 per kid).



PRAYER

Dear God, thank You for sending Jesus to be the sacrifice for our sins. Help us to live gratefully today and every day! Amen.

Extra Time?

- Work on Books of the Bible
- Work on Memory Verse
 - ERASE A WORD: Write on a white board, erasing one word at a time after the class repeats the verse out loud to you.
 - BEAN BAG: Have children toss a bean bag to each other and when they catch the bean bag they say the next word in the verse
 - POPCORN: Have children sit in a circle and jump up in turn and say the next word of the verse, sitting down quickly after saying their word
 - HAND MOTIONS: Either you or the kids make up hand motions to key words or phrases of the verse. Practice and then have a competition between boys and girls.

Greet parents at the door. Make sure you match their security tag with Attendance Book. Have them initial Attendance Book (their security tag and child's nametag can be given to Welcome Desk for nametag ball.)

Hand each parent:

- Any craft/activity page

BEFORE YOU LEAVE:

After 10:00 Services:

- Erase whiteboard.
- Place Prayer Journal and Curriculum book in supply tub.
- Return Prayer Sheet, KidMin Team Member Report (if needed) and Attendance Book to Welcome Desk

After 11:45 Services:

- Erase whiteboard.
- Make sure chairs are stacked (kids can do this)
- Turn off TV by:
 - Close PowerPoint
 - Power off computer
 - Turn off TV
- Put everything away – all tables should be completely empty
- Place Prayer Journal and Curriculum book in supply tub.
- Return Prayer Sheet, KidMin Team Member Report (if needed) and Attendance Book to Welcome Desk
- Take supply tub to Resource Room