

Ge 3-5

Ge 4-5

**brite\***  
OLDER  
SMALL GROUP

*Elementary*

JANUARY 5



## BOY JESUS

**BIBLE PASSAGE:** Luke 2:41-52

**FOCUS VERSES:** Luke 2:52; Colossians 2:9; Philippians 2:6-7

**Summary:** When Jesus was twelve years old, Mary and Joseph took Him to the temple during the Feast of the Passover. After the feast ended, Mary, Joseph and the rest of their group returned to Jerusalem, but Jesus stayed behind. When Mary and Joseph realized this, they returned to Jerusalem and found Him in the temple. Jesus was listening to the teachers and asking them questions, amazing those who heard Him with His answers and understanding. Jesus was fully human—He was a normal kid. But He was also fully God.



MONTHLY

*Memory Verse*

*And the Word became flesh and dwelt among us, and we have seen His glory.*

**(JOHN 1:14A)**

**BRITE**  *Idea*

**Jesus is fully God and fully man.**

HE

WE

ME

### WHAT KIND OF KID WAS JESUS?

Jesus grew and developed like any other kid. But, He lived in complete obedience to God. From the moment He was born, He was fully God but also fully man.

### WHAT DOES JESUS SHOW US ABOUT HOW TO GROW CLOSER TO GOD?

Even as a kid, Jesus was seeking God. We can grow in our relationship with God too. Jesus studied God's Word, prayed, listened to wise teachers, and asked questions.

### WHAT DOES THIS MEAN FOR MY LIFE?

Kids will be given the opportunity to reflect on the truth they learned about God and respond accordingly.

*Pray for each regular attendee by name. Pray for those who might visit your group for the first time. Pray specifically for kids who are typically overlooked by others. Pray that they would be made to feel special and valued. Also pray for kids who are typically doing the “overlooking.” Ask God to show them other kids who need to feel valued. Pray that these kids would work to make others feel included and special.*

## Before Kids Arrive

- Go through your supply tub and make sure you have all the supplies you need for the morning. (we do sometimes make mistakes 😊)

## Arrival

Kids will be with their parents for worship and be dismissed to meet you in the Bridge Kids Lobby. During the kids blessing, come to the Bridge Kids Lobby and get your Attendance Book.

Welcome kids and verify you have all kids listed in the book (and that all kids ARE listed in the book. Any kids not listed will need to be checked in by the Welcome Desk).

## Big Group

When prompted, take your group to the Big Group Room. If any brought their Bibles, have them place their names on the slips of paper and place in the proper container.

**Please sit with your few and help them be good listeners.**

## After Big Group

Welcome the kids to your group.

Ask: What was the best part of your week? What was the worst part of your week?

Ask: How did God use those experiences to grow you as a disciple of Jesus?

Ask: How can I pray for you (write them on the journal page).

Start With Prayer Requests – this builds relationship.

You will pray at the end of the service





## PROVIDE PREDICTABLE ENVIRONMENTS

Consider a time when you entered a situation and you weren't sure what was coming next. You may have felt a bit uneasy. All kids, and especially those who have come from hard places, need predictability. Here are some ways to increase felt safety through predictability:

- **Assume you have a new kid every week.** Even if you look around and have known every kid in your room since birth, give instructions and expectations as if there is a brand new kid in your midst. Kids, especially those who are neurodiverse or have had difficult childhoods, need to hear expectations repeated.
- **Routines provide security.** Stick with a standard schedule each week. Before you transition to a new activity, give the kids a heads-up. For example, say, "First we're going to clean up; then in five minutes, we'll go to large group."
- **Preparing for changes:** Before you make a change, consider how you can best prepare your kids for it. Switching snacks or removing toys? How might you prepare kids for this change or make the transition gradually?

## NAVIGATING A BROKEN WORLD: OBEYING PARENTS

### ELEMENTARY GLOSSARY

**Fully God:** to be 100% God all the time

**Fully man:** to be 100% human all the time

**Divine:** to be God or God-like

Only 21 percent of American adults valued children's obedience as an important quality. This is a significant drop from when the same question was asked in 1990.\* Even though our culture may not value obedience, we know God still does. His commands haven't changed. He still wants kids to obey their parents. And kids still struggle with this every single day! In today's story, kids will learn about a time when Jesus wasn't where His parents thought He was and they were very worried. This story often leads kids to wonder if Jesus disobeyed His parents. You can help kids understand that Jesus wasn't being disobedient. This situation was more like a misunderstanding. Jesus knew He was supposed to be in the temple, focusing on God. The end of the story even tells us Jesus was submissive to (obeyed) His parents.

\*For more resources on this topic, check out our Pinterest page: <https://pin.it/qb2WSIO6t>

# Small Group ROADMAP

**1 BELONG**  
(10 MINUTES)

*Goal: For kids to experience God's love through a welcoming community*

**COOKING UP A GOOD TIME**  
**SUPPLIES:** Printable pages, mixing bowl, 3.4 oz box of instant chocolate pudding mix, milk, measuring cup, whisk, cups (1 per kid), spoons (1 per kid), 8 oz whipped topping, 12 Oreo® cookies, sandwich bag, 32 gummy worms

**OR**

**IS SOMETHING MISSING?**  
**SUPPLIES:** Blindfold

**2 BELIEVE**  
(10 MINUTES)

*Goal: For kids to discover who God is by engaging with the Bible*

**HOT SPATULA**  
**SUPPLIES:** Bibles, spatula

**OR**

**FULLY GOD OR FULLY MAN?**  
**SUPPLIES:** Bibles, printable pages, scissors, 2 rolls of tape, whiteboard, dry-erase markers

**3 DISCIPLESHIP DISCUSSION**  
(10 MINUTES)

*Goal: To engage kids in faith conversations that help them navigate a broken world with biblical wisdom*

**4 BECOME**  
(10 MINUTES)

*Goal: For kids to learn to follow Jesus by applying faith to their lives*

**PRETTY BASIC**  
**SUPPLIES:** Bible, whiteboard, dry-erase markers

**OR**

**RECIPE TO PRAY**  
**SUPPLIES:** Printable page, scissors, writing utensils

**5 SMALL GROUP WRAP-UP**  
(5 MINUTES)

**SUPPLIES:** Take-Home page, writing utensils



# FULLY GOD OR FULLY MAN?

**SUPPLIES:**

Bibles, printable pages, scissors, 2 rolls of tape, whiteboard, dry-erase markers

**PREP:**

Print the printable pages and cut out (2 sets of cards). Keep the leader key with you.

**ADAPTATION FOR DIFFERENT LEARNERS:**

Allow kids who need extra movement to be the one to bring their cards up to be taped on the board.



**INSTRUCTIONS:**

1. *Lead kids to find John 1:14a in their Bible. Read the verse aloud together.*
2. **Discuss:** Who or what is the “Word” in this verse?
3. **Say:** Jesus is fully God and fully man. In our story, we learned that Jesus was a normal kid.
4. **Read:** Philippians 2:6-7.
5. **Discuss:** What kind of kid was Jesus?
6. *Draw a large rectangle on the whiteboard and on the inside left side write, “Fully God,” and on the inside right side write, “Fully Human.”*
7. **Say:** Let’s play a game and discover what the Bible says about Jesus’ humanity and divinity. You will work with your group to decide if Bible verses show that Jesus is fully God or fully human.
8. *Divide kids into two teams. Give each team a set of cards, tape and a Bible.*
9. *Read the first verse reference from the leader key and allow kids to begin looking for it. Once a team has found the correct reference, have them stand and read it. As a group, decide if the verse reveals Jesus’ humanity or divinity. They will tape their card under one of the categories on the board.*
10. *Once the groups have taped their card to a category, read the corresponding text from the leader key.*
11. *Repeat with the rest of the verses from the leader key.*
12. *When finished, write “Jesus” above the rectangle.*
13. **Say:** All of these verses describe Jesus. He is both fully God and fully man. All these verses show us that He is completely God and completely human in every way.



**ACTIVITY WRAP-UP:**

Jesus was once a kid, just like you. But unlike us, He never sinned. Jesus is fully God and fully man!





## Discipleship DISCUSSION

### WHAT DOES THIS MEAN FOR FOLLOWERS OF JESUS?

**Discuss:** What more do you wish we knew about Jesus' life as a kid?

**Say:** Many people wrote about Jesus' life. But only the Gospels of Matthew, Mark, Luke, and John were determined to be truly God's Word. While some archeologists have discovered writings that tell stories of boy Jesus, we can't trust these stories to be true. God gave us all He wants us to know about Jesus in the Gospels. It would be fun to know more, but we can trust God has shared everything we need to know in the Bible.

**Read 2 Timothy 3:16 directly from the Bible:** *All Scripture is breathed out by God and profitable for teaching, for reproof, for correction, and for training in righteousness.*

### BUT WHAT ABOUT . . . OBEYING PARENTS?

**Discuss:** On a scale of 1-10, how much do kids struggle with obeying their parents? If they almost never struggle, choose 1. 10 would mean it is a constant struggle.

**Discuss:** Does today's story teach us that it's okay to disobey our parents?

**Discuss:** What does God have to say about that?

**Say:** Some people hear today's story and think Jesus was disobedient to His parents by staying behind. Jesus felt He was exactly where He was supposed to be; His parents just didn't know that. He did not disobey them. We know that even though Jesus is fully human, He never sinned because He is also fully God. Exodus 20:12 says: *Honor your father and your mother, that your days may be long in the land that the Lord your God is giving you.* Jesus did this and God calls us to obey our parents, too. This may be one of the most challenging things God calls kids to do. However, the Holy Spirit can help us, and Jesus always forgives us when we mess up.



# PRETTY BASIC

**SUPPLIES:**  
Bible, whiteboard, dry-erase markers

**PREP:**  
None

**LEADER TIP:**  
Have a few ideas ready for groups that might struggle with brainstorming on the spot.

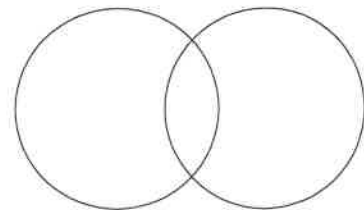
**INSTRUCTIONS:**

1. **Read:** Luke 2:52.
2. **Discuss:** What does this verse tell us about Jesus?
3. **Say:** I am going to divide you into groups of three. In your groups, you will discuss some normal parts of your everyday life. I also want you to discuss which of those things Jesus might have done in His everyday life. Talk about what might have been the same and what might have been different.
4. *Divide kids into groups of three and allow them time to brainstorm.*
5. *While they are brainstorming, draw a large Venn diagram on the whiteboard.*
6. *Allow groups to share one at a time what they came up with. Inside the left circle of the Venn diagram, allow each group to write everyday things in their life/childhood that are different from Jesus'. Inside the right circle, they should write what only Jesus experienced in childhood, and in the middle something similar that both they and Jesus probably experienced.*
7. *Possible examples: playing sports, obeying their parents, going to school, making friends, having a bedtime, sibling rivalry, etc.*
8. **Say:** There are some things Jesus probably experienced as a kid that we have, too. One thing we know for certain is that He was still seeking God even as a perfect kid.
9. **Discuss:** What does Jesus show us about growing closer to God? Where did His parents find Him when He was lost?
10. **Say:** We can grow in our relationship with God, too. Jesus studied God's Word, prayed, listened to wise teachers and asked questions. Those are great ways for us to grow closer to God.
11. *Write "study God's Word; Pray; listen to wise teachers; ask questions" on the inside of the Venn diagram.*



**ACTIVITY WRAP-UP:**

Jesus, the Savior of the world, wanted to spend time with God and in His temple. We can follow His example in our lives!





# Wrap-Up



## WHAT DOES THIS MEAN FOR MY LIFE?

**Say:** We are going to take a few minutes to think about what we have learned today about Jesus. God wants us to love Him even more as we learn more about who He is.

*Pass out the Take-Home page. Instruct kids to think about what they've learned about God today and draw/write an answer to "What does this mean for my life?"*

## CHOOSE YOUR CHALLENGE.

**Say:** We want to respond to God and remember what He has taught us today. We also want to use what He's taught us during the coming week. As we become more like Jesus, our lives change!

*Read the challenges from the Take-Home page aloud. Ask kids to mark which one they want to choose for this week.*



## SAY GOODBYE!

Tell kids goodbye and thank them for being a part of your group.

*As kids wait to be picked up, encourage them to complete the activities on the back of the Take-Home page. As kids work, ask relationship-building questions, such as, "What are you looking forward to this week?" or "What do you do for fun?"*

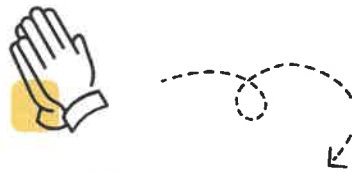
*As parents arrive at pickup, look for opportunities to connect with them, pointing out the Take-Home page their kid is bringing home.*

### SUPPLIES:

Take-Home page, writing utensils

### PREP:

Print the printable page (1 per kid).



## PRAYER

God, thank You for the example that Jesus shows us of how to seek You. Please help us seek You and love You all the days of our lives. Amen.



## Extra Time?

- Work on Books of the Bible
- Work on Memory Verse
  - ERASE A WORD: Write on a white board, erasing one word at a time after the class repeats the verse out loud to you.
  - BEAN BAG: Have children toss a bean bag to each other and when they catch the bean bag they say the next word in the verse
  - POPCORN: Have children sit in a circle and jump up in turn and say the next word of the verse, sitting down quickly after saying their word
  - HAND MOTIONS: Either you or the kids make up hand motions to key words or phrases of the verse. Practice and then have a competition between boys and girls.

**Greet parents at the door. Make sure you match their security tag with Attendance Book. Have them initial Attendance Book (their security tag and child's nametag can be given to Welcome Desk for nametag ball.)**

**Hand each parent:**

- Any craft/activity page

## BEFORE YOU LEAVE:

### After 10:00 Services:

- Erase whiteboard.
- Place Prayer Journal and Curriculum book in supply tub.
- Return Prayer Sheet, KidMin Team Member Report (if needed) and Attendance Book to Welcome Desk

### After 11:45 Services:

- Erase whiteboard.
- Make sure chairs are stacked (kids can do this)
- Turn off TV by:
  - Close PowerPoint
  - Power off computer
  - Turn off TV
- Put everything away – all tables should be completely empty
- Place Prayer Journal and Curriculum book in supply tub.
- Return Prayer Sheet, KidMin Team Member Report (if needed) and Attendance Book to Welcome Desk
- Take supply tub to Resource Room



## JESUS' TEMPTATION

**BIBLE PASSAGE:** Luke 4:1-15

**FOCUS VERSES:** Hebrews 4:15; Hebrews 2:18; 1 Peter 5:8; 1 John 4:4

**Summary:** When He was about thirty years old, Jesus began His ministry, showing and teaching people about God. Baptized by His cousin, John, Jesus faced temptations from the devil in the wilderness. The devil, God's enemy, tempted Jesus with food, power over kingdoms and testing God's protection. Despite hunger, Jesus stayed true to God's Word, resisting the devil's lies. He emphasized worshiping God alone. After overcoming these trials, Jesus continued teaching about God's kingdom.



MONTHLY

Memory Verse

*And the Word became flesh and dwelt among us, and we have seen His glory.*

**(JOHN 1:14A)**

**BRITE**  **Idea**

**Jesus never sinned, but He understands our temptation.**

**HE**

**DID JESUS EVER SIN?**  
No, because He is fully God, Jesus is perfect and holy. He never disobeyed God in any way.

**WE**

**HOW CAN JESUS HELP US WHEN WE ARE TEMPTED TO SIN?**  
Because Jesus was fully human, He understands our temptations. He shows us mercy and grace and provides a way out.

**ME**

**WHAT DOES THIS MEAN FOR MY LIFE?**  
Kids will be given the opportunity to reflect on the truth they learned about God and respond accordingly.

*Pray for each regular attendee by name. Pray for those who might visit your group for the first time. Pray specifically for kids who are typically overlooked by others. Pray that they would be made to feel special and valued. Also pray for kids who are typically doing the “overlooking.” Ask God to show them other kids who need to feel valued. Pray that these kids would work to make others feel included and special.*

## Before Kids Arrive

- Go through your supply tub and make sure you have all the supplies you need for the morning. (we do sometimes make mistakes 😊)

## Arrival

Kids will be with their parents for worship and be dismissed to meet you in the Bridge Kids Lobby. During the kids blessing, come to the Bridge Kids Lobby and get your Attendance Book.

Welcome kids and verify you have all kids listed in the book (and that all kids ARE listed in the book. Any kids not listed will need to be checked in by the Welcome Desk).

## Big Group

When prompted, take your group to the Big Group Room. If any brought their Bibles, have them place their names on the slips of paper and place in the proper container.

**Please sit with your few and help them be good listeners.**

## After Big Group

Welcome the kids to your group.

Ask: What was the best part of your week? What was the worst part of your week?

Ask: How did God use those experiences to grow you as a disciple of Jesus?

Ask: How can I pray for you (write them on the journal page).

Start With Prayer Requests – this builds relationship.

You will pray at the end of the service





# Leader TRAINING

## LEADER TRAINING TOPIC: GIVE CHOICES

Kids have many choices made for them, especially those who have experienced trauma. As they struggle during chaotic times, we can share the power and increase their felt safety, by giving them a voice and offering choices.

- **Use choices in correction.** If a child's behavior is not acceptable, offer them a few alternative options. For example, if a child is unable to sit quietly during large group, let them choose between sitting in the back of the group with a fidget toy or walking in the back of the group while also listening.
- **Offer variety.** Consider how you can give options during various activities. For example, have at least 2-3 activity options available when kids arrive, such as allowing them to choose between coloring or playing with toys.
- **Be flexible.** If a child chooses to participate differently than you had originally planned, be flexible. If a child prefers to sit on the floor instead of at a table, consider moving that small group to a corner of the room on the floor.

## NAVIGATING A BROKEN WORLD: WHEN WE MESS UP

### ELEMENTARY GLOSSARY

**Sin:** anything we say, think, or do that disobeys God

**Temptation:** something that causes us to consider doing the wrong thing

One study revealed that as many as 40 percent of believers struggle with guilt because they are afraid they are displeasing God.\* Guilt is a normal human emotion that the Holy Spirit often uses to convict of sin. Second Corinthians 7:10 says: *For godly grief produces a repentance that leads to salvation without regret, whereas worldly grief produces death.* It is important for kids to understand that they will give in to temptation sometimes. Only Jesus is perfect and sinless. The feeling of guilt is designed to bring us back to God, not to consume us with fear and take over our lives. Kids (and adults) tend to default to a works-based view of pleasing God. You can help kids understand that we can't do enough good things to deserve to go to heaven and we also can't do enough bad things to make God stop loving us. Jesus died on the cross to take the punishment for our sin. When we mess up, we can turn to Him and ask for forgiveness.

\*For more resources on this topic, check out our Pinterest page: <https://pin.it/4hafyiHzh>

# Small Group ROADMAP

**1 BELONG**  
(10 MINUTES)  
*Goal: For kids to experience God's love through a welcoming community*

**TEMPTATION COMPETITION**  
**SUPPLIES:** None

**OR**

**TEMPTATION TUG**  
**SUPPLIES:** Long, thick, braided rope; painter's tape

**2 BELIEVE**  
(10 MINUTES)  
*Goal: For kids to discover who God is by engaging with the Bible*

**MIX 'EM UP**  
**SUPPLIES:** Bibles, printable pages, scissors

**OR**

**CHOICES, CHOICES**  
**SUPPLIES:** Bibles, printable pages, scissors

**3 DISCIPLESHIP DISCUSSION**  
(10 MINUTES)  
*Goal: To engage kids in faith conversations that help them navigate a broken world with biblical wisdom*

**4 BECOME**  
(10 MINUTES)  
*Goal: For kids to learn to follow Jesus by applying faith to their lives*

**ALL THE TEMPTATIONS**  
**SUPPLIES:** Bible, butcher paper, scissors, coloring supplies, timer

**OR**

**BIG SIN, LITTLE SIN**  
**SUPPLIES:** Bible, large bowl, ping-pong ball, orange, water

**5 SMALL GROUP WRAP-UP**  
(5 MINUTES)  
**SUPPLIES:** Take-Home page, writing utensils





# CHOICES, CHOICES

**SUPPLIES:**

Bibles, printable pages, scissors

**PREP:**

Print the game cards double-sided and cut out.  
Print the question page and keep with you.

**INSTRUCTIONS:**

1. *Lead kids to find John 1:14a in their Bible. Read the verse aloud together.*
2. **Discuss:** Who or what is the "Word" in this verse?
3. **Discuss:** What did Jesus do when He was tempted by the devil?
4. **Say:** Jesus resisted temptation by remembering God's Word.
5. **Say:** Let's play a game to learn more about our verse and story.
6. *Lay the cards in a rectangle with the numbered side facing up.*
7. **Say:** I am going to divide you into two teams. I will choose one team to go first. I will then read a question. One person from your team will choose to either answer the question or turn a card over.
8. **Say:** If you choose the question and answer it correctly, your team will get five points. If you choose a card, it might be something awesome or it might be something bad. Once a card has been chosen, it will be removed from play. The team with the most points at the end of the game wins.
9. *Divide the kids into two teams. Alternate asking the teams questions. A new person from each team should make the choice for each round.*
10. *After the game, declare a winner.*



**ACTIVITY WRAP-UP:**

Jesus is fully God and fully man. He faced temptation, but unlike us, He never sinned. Even though we sin, we can ask for Jesus' help. Jesus can help us when we are tempted to sin.



## Discipleship DISCUSSION

### HOW CAN I KNOW THIS IS TRUE?

**Discuss:** Are you afraid of heights? What's the highest point you've ever been to?

**Say:** It is estimated that the distance from the highest point of the temple in Jerusalem in Jesus' day to the bottom of the Kidron Valley was 450 feet tall. That is higher than the Statue of Liberty! Of course, any jumps from this height would be certain death without parachutes or other devices. Jesus could have certainly used God's power to prevent His death from the top of the temple, but He resisted temptation to test God or do what Satan wanted.

**Read Hebrews 2:18 directly from the Bible:** *For because He Himself has suffered when tempted, He is able to help those who are being tempted.*

### BUT WHAT ABOUT . . . WHEN WE MESS UP?

**Discuss:** What are some temptations kids face?

**Discuss:** When kids do give in to temptation and mess up, what are some ways they may try to handle that?

**Discuss:** What does God have to say about that?

**Say:** Only Jesus faced temptation and beat it every time. The rest of us mess up. A lot. Some people sin and try to hide it. Some people try to pretend it isn't a big deal. Some people try to do good things to make up for it. Some people feel terrible guilt and just feel ashamed forever about what they did. None of these are the answers for really dealing with our sin. 1 John 1:9 says: *If we confess our sins, He is faithful and just to forgive us our sins and cleanse us from all unrighteousness.* God loves us and He knows we will mess up. We can turn to Him and ask for His forgiveness. We don't have to hide. Jesus died on the cross for all the wrong things we do. When we sin, we can trust Him for making a way for us to be made right again.



# BIG SIN, LITTLE SIN

**SUPPLIES:**

Bible, large bowl, ping-pong ball, orange, water

**PREP:**

Fill the large bowl with water.

**INSTRUCTIONS:**

1. **Discuss:** How did Jesus respond when He was tempted? Why was He able to respond that way?
2. **Read:** Hebrews 4:15.
3. **Say:** The author tells us that Jesus understands our weaknesses because He was also tempted, but He did not sin.
4. **Discuss:** Why is it important to know that Jesus understands our temptations?
5. **Discuss:** How can Jesus help us when we are tempted to sin?
6. **Say:** Because Jesus is fully human, He understands our temptations. Because He is fully God, He shows us mercy and grace and provides a way out.
7. *Gather the kids around the bowl and hold up the ping-pong ball and orange.*
8. **Discuss:** Which is bigger?
9. **Say:** The orange is bigger! It represents things we think of as big sins, like punching someone or stealing from a store. The ping-pong ball is small, and it represents things we think of as smaller sins, like ignoring someone or talking about someone behind their back.
10. **Discuss:** Which one do you think will float?
11. *Count to three and have two kids drop the ball and orange in the bowl at the same time.*
12. *When the kids see that both float, tell them it doesn't matter if a sin is "little" or "big" in their eyes. All sin separates us from God.*
13. **Say:** God is merciful and gracious to us, and He always provides a way out of temptation.
14. **Say:** Let's end our time thanking God for His love and asking Him to help us run away from temptation.
15. *Ask if any volunteers want to pray. If not, pray aloud.*



**ACTIVITY WRAP-UP:**

God does not leave us alone when we face temptation. He is right there with us. You can talk to Him about anything you need His help with!



# Wrap-Up



## WHAT DOES THIS MEAN FOR MY LIFE?

**Say:** We are going to take a few minutes to think about what we have learned today about Jesus. God wants us to love Him even more as we learn more about who He is.

*Pass out the Take-Home page. Instruct kids to think about what they've learned about God today and draw/write an answer to "What does this mean for my life?"*

## CHOOSE YOUR CHALLENGE.

**Say:** We want to respond to God and remember what He has taught us today. We also want to use what He's taught us during the coming week. As we become more like Jesus, our lives change!

*Read the challenges from the Take-Home page aloud. Ask kids to mark which one they want to choose for this week.*



## SAY GOODBYE!

Tell kids goodbye and thank them for being a part of your group.

*As kids wait to be picked up, encourage them to complete the activities on the back of the Take-Home page. As kids work, ask relationship-building questions, such as, "What are you looking forward to this week?" or "What do you do for fun?"*

*As parents arrive at pickup, look for opportunities to connect with them, pointing out the Take-Home page their kid is bringing home.*

### SUPPLIES:

Take-Home page, writing utensils

### PREP:

Print the printable page (1 per kid).



## PRAYER

God, thank You for Your mercy and grace!  
Help us remember that You are near. Help us when we are tempted to sin. Amen.

## Extra Time?

- Work on Books of the Bible
- Work on Memory Verse
  - ERASE A WORD: Write on a white board, erasing one word at a time after the class repeats the verse out loud to you.
  - BEAN BAG: Have children toss a bean bag to each other and when they catch the bean bag they say the next word in the verse
  - POPCORN: Have children sit in a circle and jump up in turn and say the next word of the verse, sitting down quickly after saying their word
  - HAND MOTIONS: Either you or the kids make up hand motions to key words or phrases of the verse. Practice and then have a competition between boys and girls.

**Greet parents at the door. Make sure you match their security tag with Attendance Book. Have them initial Attendance Book (their security tag and child's nametag can be given to Welcome Desk for nametag ball.)**

**Hand each parent:**

- Any craft/activity page

### **BEFORE YOU LEAVE:**

#### **After 10:00 Services:**

- Erase whiteboard.
- Place Prayer Journal and Curriculum book in supply tub.
- Return Prayer Sheet, KidMin Team Member Report (if needed) and Attendance Book to Welcome Desk

#### **After 11:45 Services:**

- Erase whiteboard.
- Make sure chairs are stacked (kids can do this)
- Turn off TV by:
  - Close PowerPoint
  - Power off computer
  - Turn off TV
- Put everything away – all tables should be completely empty
- Place Prayer Journal and Curriculum book in supply tub.
- Return Prayer Sheet, KidMin Team Member Report (if needed) and Attendance Book to Welcome Desk
- Take supply tub to Resource Room





## NICODEMUS

**BIBLE PASSAGE:** John 3:1–21

**FOCUS VERSES:** John 3:16; John 5:24; Ephesians 2:8–9;  
1 John 4:10

**Summary:** Nicodemus, a Pharisee, was intrigued by Jesus' miracles and approached Him. Pharisees disliked Jesus for not following their strict rules. Nicodemus acknowledged Jesus as a teacher from God. Jesus told him about being "born again" spiritually, not physically. Nicodemus was puzzled because he thought good deeds were enough. Jesus explained that one needed to believe in Him for a fresh start. He shared that God offered eternal life through His Son. Nicodemus was faced with a choice. He had to decide if he believed in Jesus as the Savior.



MONTHLY

Memory Verse

*And the Word became flesh and dwelt among us, and we have seen His glory.*

**(JOHN 1:14A)**

**BRITE**  *Idea*

**Jesus gives eternal life.**

HE

WE

ME

### HOW IS JESUS ABLE TO GIVE US ETERNAL LIFE?

Because He was fully man, Jesus could take the punishment for our sin by dying on the cross. Because He was fully God, Jesus was the perfect sacrifice and defeated death by rising from the dead.

### HOW CAN WE HAVE ETERNAL LIFE?

God offers His salvation as a free gift from His grace. If we believe in Jesus and trust Him alone for forgiveness of our sins, we can have eternal life.

### WHAT DOES GOD WANT ME TO KNOW ABOUT HIM?

Kids will be given the opportunity to reflect on the truth they learned about God and respond accordingly.

*Pray for each regular attendee by name. Pray for those who might visit your group for the first time. Pray specifically for kids who are typically overlooked by others. Pray that they would be made to feel special and valued. Also pray for kids who are typically doing the “overlooking.” Ask God to show them other kids who need to feel valued. Pray that these kids would work to make others feel included and special.*

## Before Kids Arrive

- Go through your supply tub and make sure you have all the supplies you need for the morning. (we do sometimes make mistakes 😊)

## Arrival

Kids will be with their parents for worship and be dismissed to meet you in the Bridge Kids Lobby. During the kids blessing, come to the Bridge Kids Lobby and get your Attendance Book.

Welcome kids and verify you have all kids listed in the book (and that all kids ARE listed in the book. Any kids not listed will need to be checked in by the Welcome Desk).

## Big Group

When prompted, take your group to the Big Group Room. If any brought their Bibles, have them place their names on the slips of paper and place in the proper container.

**Please sit with your few and help them be good listeners.**

## After Big Group

Welcome the kids to your group.

Ask: What was the best part of your week? What was the worst part of your week?


Ask: How did God use those experiences to grow you as a disciple of Jesus?

Ask: How can I pray for you (write them on the journal page).


Start With Prayer Requests – this builds relationship.

You will pray at the end of the service





**LEADER TRAINING TOPIC: BE PLAYFUL**



Dr. Fred Rogers said, "Play is often talked about as if it were a relief from serious learning. But for kids, play IS serious learning. Play is really the work of childhood." Play helps build connection and immediately increases felt safety.

- **Learn from the experts.** Kids are the best at play. Want to improve your play skills? Sit down next to a kid and do what they're doing. Ask them to instruct you in the game they are playing.
- **Create a playful environment.** Start play as soon as a kid comes to the room door by greeting them with a high-five or a fist bump. Sit at the table and color, or get on the floor and build with blocks.
- **Playfully guide behavior.** Instead of immediately going to correction, try being playful. Changing the tone of your voice can change the interaction to a collaborative one with the child, working together to improve behavior. Use your "fun voice" when redirecting a kid.

**NAVIGATING A BROKEN WORLD:  
CAN I BE GOOD ENOUGH TO GO TO HEAVEN?**

**ELEMENTARY  
GLOSSARY**

**Eternal life:** living forever, even after death on Earth

**Born again:** to believe in Jesus as Savior and have a new life spiritually

Over half of believers in America believe that you can earn your way into heaven by doing good things.\* Works-based faith can be easy for people, especially kids, to grab onto. Kids are told all the time to "be good." Often their acceptance at school or at home is based on their behavior. It is easy for kids to believe that is how God also accepts them. Because we know kids (and adults) tend to lean that way, it is important to be careful with the words used in small group. Avoid phrases such as, "It makes God sad when you are mean to your friends" or "You will make God happy if you sit down in the circle." We do not want to communicate that God will love a kid more or less because of their actions. In today's story, kids will learn the only way to go to heaven is to be born again through the grace of God. You have the amazing opportunity to point kids towards the miracle of God's loving gift of salvation.

\*For more resources on this topic, check out our Pinterest page: <https://pin.it/3P9wYCjtE>

# Small Group ROADMAP

**1 BELONG**  
(10 MINUTES)  
*Goal: For kids to experience God's love through a welcoming community*

**GIFT RELAY**  
**SUPPLIES:** 2 boxes, wrapping paper, tape, scissors, 2 chairs

**NIGHT SPY**  
**SUPPLIES:** None

OR

**2 BELIEVE**  
(10 MINUTES)  
*Goal: For kids to discover who God is by engaging with the Bible*

**DWELLING PLACE**  
**SUPPLIES:** Bibles, printable pages, scissors, a variety of cardboard boxes, glue stick (1 per kid)

**RECIPE CARDS**  
**SUPPLIES:** 4 index cards, writing utensil, beanbag

OR

**3** 


**DISCIPLESHIP DISCUSSION**  
(10 MINUTES)  
*Goal: To engage kids in faith conversations that help them navigate a broken world with biblical wisdom*

**4 BECOME**  
(10 MINUTES)  
*Goal: For kids to learn to follow Jesus by applying faith to their lives*

**ETERNAL HOPE**  
**SUPPLIES:** Bibles, inflatable globe

**YOU CAN'T EARN IT**  
**SUPPLIES:** Whiteboard, dry-erase markers

OR

**5** 

**SMALL GROUP WRAP-UP**  
(5 MINUTES)  
**SUPPLIES:** Take-Home page, writing utensils



## RECIPE CARDS

### SUPPLIES:

Bibles, 4 index cards, writing utensil, beanbag

### PREP:

Write the following Scripture passages on each card (1 passage per card): John 3:16, John 5:24, Ephesians 2:8-9, 1 John 4:10.

### ADAPTATION FOR DIFFERENT LEARNERS:

Have a list of a few phrases ready to assist any kids who have difficulty brainstorming on the spot.

### INSTRUCTIONS:

1. Lead kids to find John 1:14a in their Bible. Read the verse aloud together.
2. **Discuss:** What does it mean to become flesh?
3. **Discuss:** Who became flesh? Whom did Nicodemus go to see at night?
4. Spread the index cards with the verses on them in the middle of the room.
5. Gather kids in a circle, standing around the cards.
6. **Say:** These cards have Bible verses on them. I will have one volunteer at a time try to throw a beanbag on one of the cards. Someone will look up and read the Bible passage on the card that the beanbag lands on, then I will ask some questions about it. If you miss a card, the next person will try. Ready?
7. Discussion questions from key verses:
  - John 3:16: What is eternal life? How is Jesus able to give us eternal life? (Eternal life is living forever with Jesus. We have to believe in Jesus.)
  - John 5:24: What do we pass from when we have believed in Jesus? How? (We pass from death and judgment into life when we believe in Jesus.)
  - Ephesians 2:8-9: What are we saved by? Is there anyone who is able to give us eternal life? (We are saved by God's grace. Only He can give us eternal life.)
  - 1 John 4:10: How does this verse tell us God showed His love to us? What would you guess "propitiation" means? (God sent Jesus for our sins. Propitiation means to take the punishment for our sins. God loved us so much He sent Jesus to die on the cross for us.)
8. **Say:** Because He is fully man, Jesus could take the punishment for our sin by dying on the cross. Because He is fully God, Jesus was the perfect sacrifice and defeated death by rising from the dead.

### ACTIVITY WRAP-UP:

It is good news that Jesus is able to give us eternal life! Just like Nicodemus, we can decide if we are ready for a new life with eternal joy.





## Discipleship DISCUSSION

### HOW CAN I KNOW THIS IS TRUE?

**Discuss:** Would you like to have money, power or both? What would you do with your money and/or power? Do you think there are any dangers from having too much?

**Say:** Nicodemus was a Pharisee, a real religious group who had a place in history. During Jesus' time Pharisees were both wealthy and powerful. They were also known for being very prideful and self-righteous. However, three hundred years earlier, early Pharisees' desire was to follow God and encourage their fellow Israelites to do the same. As time passed, these Pharisees became more concerned with rules, money and power than having a heart for God. Jesus offered Nicodemus, a wealthy, powerful Pharisee, the opportunity to receive eternal life. This offer is more important than power or anything money can buy.

**Read Matthew 6:19-20 directly from the Bible:** *"Do not lay up for yourselves treasures on earth, where moth and rust destroy or where thieves break in and steal, but lay up for yourselves treasures in heaven, where neither moth nor rust destroys and where thieves do not break in and steal."*

### BUT WHAT ABOUT . . . CAN I BE GOOD ENOUGH TO GO TO HEAVEN?

**Discuss:** What are good things people do to try to make God happy?

**Discuss:** What have you heard people say about what we need to do to go to heaven?

**Discuss:** What does God have to say about that?

**Say:** People may try all kinds of good things in hopes of earning their way to heaven. The Bible tells us that even the good things we do are like dirty rags compared to God's holiness (Isaiah 64:6). But the good news is, we don't have to earn our way into heaven, and we don't have to do anything to earn God's love. Jesus died on the cross to take the punishment for our sins. When we believe in Him and trust in Him as our Savior, He forgives our sin and makes us new. We then do good things to honor Him and live His way—not to try to make Him happy enough to let us into heaven. God loves us so much that He provided us a way to be with Him forever, even though He knew we could never be good enough on our own.



# YOU CAN'T EARN IT

**SUPPLIES:**

Whiteboard, dry-erase markers

**PREP:**

None

**ADAPTATION FOR DIFFERENT LEARNERS:**

Have kids write their ideas on sticky notes and put them on the board to increase movement opportunities for active learners.

**INSTRUCTIONS:**

1. **Say:** Nicodemus worked hard to do the right things in his life. Let's make a list of things Nicodemus may have done to be a "good" person.
2. *In the center of the whiteboard, write "Nicodemus". Have kids list things Nicodemus might have believed would earn salvation. Write them on the whiteboard and draw arrows back to Nicodemus. Examples: obey the law, go to the Temple, eat the right kinds of food, give to the poor*
3. **Say:** That is a big list!
4. **Discuss:** What might we do to be a "good" person?
5. *Add words to the whiteboard as kids brainstorm.*
6. **Discuss:** Is it wrong to do the things we wrote down?
7. **Say:** It is not wrong to want to do the right things. The problem was that Nicodemus believed that being a good person would earn him salvation.
8. *Find Ephesians 2:8-9 in the Bible and read it, or have a volunteer read.*
9. **Discuss:** What are we saved by?
10. **Discuss:** What is grace?
11. **Discuss:** Is there anything we can do to earn our way to heaven? How do you know?
12. **Discuss:** How can we have eternal life?
13. *Over the entire whiteboard brainstorming map, draw a large cross and color it in.*
14. **Say:** Nicodemus was a Pharisee. The Pharisees worked very hard to always do the "right" thing. They believed they could earn their salvation. Jesus told Nicodemus all about the free gift of salvation. There was nothing Nicodemus had to do to earn salvation. If he believed in Jesus and trusted in Jesus alone for the forgiveness of his sins, he could have eternal life.

**ACTIVITY WRAP-UP:**

Jesus alone gives us eternal life. We can't earn it through hard work or good deeds. All we have to do is trust in Jesus to save us from our sins and we can receive His free gift of salvation.



# Wrap-Up



## WHAT DOES THIS MEAN FOR MY LIFE?

**Say:** We are going to take a few minutes to think about what we have learned today about Jesus. God wants us to love Him even more as we learn more about who He is.

*Pass out the Take-Home page. Instruct kids to think about what they've learned about God today and draw/write an answer to "What does this mean for my life?"*

## CHOOSE YOUR CHALLENGE.

**Say:** We want to respond to God and remember what He has taught us today. We also want to use what He's taught us during the coming week. As we become more like Jesus, our lives change!

*Read the challenges from the Take-Home page aloud. Ask kids to mark which one they want to choose for this week.*



## SAY GOODBYE!

Tell kids goodbye and thank them for being a part of your group.

*As kids wait to be picked up, encourage them to complete the activities on the back of the Take-Home page. As kids work, ask relationship-building questions, such as, "What are you looking forward to this week?" or "What do you do for fun?"*

*As parents arrive at pickup, look for opportunities to connect with them, pointing out the Take-Home page their kid is bringing home.*

### SUPPLIES:

Take-Home page, writing utensils

### PREP:

Print the printable page (1 per kid).



## PRAYER

God, thank You for the free gift of eternal life. Help us remember our eternal joy in You as we leave here today and begin a new week. Amen.

## Extra Time?

- Work on Books of the Bible
- Work on Memory Verse
  - ERASE A WORD: Write on a white board, erasing one word at a time after the class repeats the verse out loud to you.
  - BEAN BAG: Have children toss a bean bag to each other and when they catch the bean bag they say the next word in the verse
  - POPCORN: Have children sit in a circle and jump up in turn and say the next word of the verse, sitting down quickly after saying their word
  - HAND MOTIONS: Either you or the kids make up hand motions to key words or phrases of the verse. Practice and then have a competition between boys and girls.

**Greet parents at the door. Make sure you match their security tag with Attendance Book. Have them initial Attendance Book (their security tag and child's nametag can be given to Welcome Desk for nametag ball.)**

**Hand each parent:**

- Any craft/activity page

## **BEFORE YOU LEAVE:**

### **After 10:00 Services:**

- Erase whiteboard.
- Place Prayer Journal and Curriculum book in supply tub.
- Return Prayer Sheet, KidMin Team Member Report (if needed) and Attendance Book to Welcome Desk

### **After 11:45 Services:**

- Erase whiteboard.
- Make sure chairs are stacked (kids can do this)
- Turn off TV by:
  - Close PowerPoint
  - Power off computer
  - Turn off TV
- Put everything away – all tables should be completely empty
- Place Prayer Journal and Curriculum book in supply tub.
- Return Prayer Sheet, KidMin Team Member Report (if needed) and Attendance Book to Welcome Desk
- Take supply tub to Resource Room



## FRIENDS BRING A MAN TO JESUS

**BIBLE PASSAGE:** Mark 2:1-12

**FOCUS VERSES:** 1 John 1:9; Isaiah 43:25; Psalm 103:2-3

Summary: Jesus was teaching in Capernaum and so many people gathered that there was no room even at the doorway. Four friends brought their paralyzed friend on a mat, but the crowd blocked their way. They climbed the house, made a hole in the roof, and lowered their friend to Jesus. Jesus saw their faith and forgave the paralyzed man's sins. Some doubted. Jesus knew their thoughts and proved His authority by healing the man. The crowd praised God for this extraordinary event.



MONTHLY

Memory Verse

*And the Word became flesh and dwelt among us, and we have seen His glory.*

**(JOHN 1:14A)**

**BRITE**  **Idea**

**Jesus forgives and heals.**

**HE**

**HOW DID JESUS SHOW HE WAS GOD?**

While on earth, Jesus performed many amazing miracles and forgave people of their sins. Because Jesus is the Son of God, He has the power to forgive sins and to heal.

**WE**

**WHY SHOULD WE HELP OUR FRIENDS KNOW ABOUT JESUS?**

Jesus is the only way for us to be forgiven and made right with God. Living God's way is the best way, so the most loving thing we can do for our friends is help them know Jesus.

**ME**

**WHAT DOES THIS MEAN FOR MY LIFE?**

Kids will be given the opportunity to reflect on the truth they learned about God and respond accordingly.



*Pray for each regular attendee by name. Pray for those who might visit your group for the first time. Pray specifically for kids who are typically overlooked by others. Pray that they would be made to feel special and valued. Also pray for kids who are typically doing the “overlooking.” Ask God to show them other kids who need to feel valued. Pray that these kids would work to make others feel included and special.*

## Before Kids Arrive

- Go through your supply tub and make sure you have all the supplies you need for the morning. (we do sometimes make mistakes 😊)

## Arrival

Kids will be with their parents for worship and be dismissed to meet you in the Bridge Kids Lobby. During the kids blessing, come to the Bridge Kids Lobby and get your Attendance Book.

Welcome kids and verify you have all kids listed in the book (and that all kids ARE listed in the book. Any kids not listed will need to be checked in by the Welcome Desk).

## Big Group

When prompted, take your group to the Big Group Room. If any brought their Bibles, have them place their names on the slips of paper and place in the proper container.

**Please sit with your few and help them be good listeners.**

## After Big Group

Welcome the kids to your group.

Ask: What was the best part of your week? What was the worst part of your week?

Ask: How did God use those experiences to grow you as a disciple of Jesus?

Ask: How can I pray for you (write them on the journal page).

Start With Prayer Requests – this builds relationship.

You will pray at the end of the service







# Leader TRAINING

## LEADER TRAINING TOPIC: RESPONDING TO BIG EMOTIONS

A child’s feelings are very real to them. We can validate those feelings by getting on their eye level, listening and empathizing. Providing one-on-one attention, even for a few minutes, can help increase a child’s felt safety.

- **Validate big feelings.** Don’t minimize a child’s feelings. For example, if a child is visibly upset and we say, “You’re okay,” we may communicate that the child’s fears or anger are not valid. Instead, we can say, “I know you’re sad that Mommy just left. I will keep you safe until she returns.”
- **Name it to tame it.** Identifying what a child is feeling can help calm the child. If a child displays big emotions, help them name their feelings by suggesting what you think they are feeling. Even if you identify the feeling incorrectly, your attempts to connect with them will increase their sense of safety.
- **Use a feelings chart.** Look online and find a feelings chart to display in your space. Use it to help kids find new words to communicate what they may be feeling.

### NAVIGATING A BROKEN WORLD: TELLING FRIENDS ABOUT JESUS

#### ELEMENTARY GLOSSARY

**Miracle:** an amazing act that can only be done with the power of God

**Heal:** to make whole

**Forgive:** to pardon, to not pay someone back for what they’ve done

In a recent survey, 22 percent of believers said they don’t share about Jesus because they are afraid.\* Kids in your group may have never had the chance to share the Gospel with others, and some may have never even realized they could. You can help take away the fear of sharing the Gospel by taking away ambiguity and uncertainty. Prioritize Gospel conversations in your group. When you discuss the Gospel, allow time for kids to practice sharing the truth with each other. Pray intentionally for friends and family members who don’t know Jesus. Share your own stories of having Gospel conversations throughout your week (which is accountability for you too!). In today’s story, kids will learn about friends who went to great lengths to bring their friend to Jesus. Pray for the kids in your group to have that urgency for the salvation of their friends and the world.

\*For more resources on this topic, check out our Pinterest page: <https://pin.it/eai68MKDa>

# Small Group ROADMAP

**1 BELONG**  
(10 MINUTES)  
*Goal: For kids to experience God's love through a welcoming community*

**FULL HOUSE**  
**SUPPLIES:** None

**OR**

**FIND A FRIEND**  
**SUPPLIES:** Timer

**2 BELIEVE**  
(10 MINUTES)  
*Goal: For kids to discover who God is by engaging with the Bible*

**LET IT OUT**  
**SUPPLIES:** Bibles, printable page, balloon

**OR**

**GUESS THE MIRACLE**  
**SUPPLIES:** Bibles

**3** 


**DISCIPLESHIP DISCUSSION**  
(10 MINUTES)  
*Goal: To engage kids in faith conversations that help them navigate a broken world with biblical wisdom*

**4 BECOME**  
(10 MINUTES)  
*Goal: For kids to learn to follow Jesus by applying faith to their lives*

**PAPER PEOPLE PRAYERS**  
**SUPPLIES:** Bible, printable page, coloring supplies, kid scissors (1 per kid)

**OR**

**WHAT WOULD IT LOOK LIKE?**  
**SUPPLIES:** Bible

**5** 

**SMALL GROUP WRAP-UP**  
(5 MINUTES)  
**SUPPLIES:** Take-Home page, writing utensils



# GUESS THE MIRACLE

**SUPPLIES:**

Bibles

**PREP:**

None

**INSTRUCTIONS:**

1. *Lead kids to find John 1:14a in their Bible. Read the verse aloud together.*
2. **Discuss:** What does this verse tell us about God?
3. **Discuss:** When Jesus became flesh and lived on earth, how did He forgive and heal?
4. **Discuss:** Whom did He forgive and heal in our story?
5. **Read:** 1 John 1:9.
6. **Discuss:** How did Jesus show He was God? Why did the friends come to Jesus?
7. **Say:** Jesus performed many amazing miracles and forgave people of their sins while on earth. Because Jesus is the Son of God, He has the power to forgive sins and to heal.
8. **Say:** We will divide into two teams and take turns guessing which miracle your teammate is acting out.
9. *Divide kids into two teams.*
10. *Allow teams to stand in front of the class and have their teammates guess which miracle they are acting out. Give each kid a different miracle and end with the last person acting out the miracle from today's story.*
  - *Miracles: Jesus rising from the dead, Jesus healed a man with leprosy, Jesus calms a storm on the sea, Jesus feeds the 5,000, Jesus walks on water, Jesus heals the man who was let down from the roof.*
11. *Gather kids together.*
12. **Say:** Jesus performed many amazing miracles. He alone healed people physically and also healed them spiritually by forgiving sins.



**ACTIVITY WRAP-UP:**

The man's friends believed Jesus could help. Jesus healed and forgave! The most important thing someone can be told is about the saving power of Jesus.



## Discipleship DISCUSSION

### HOW CAN I KNOW THIS IS TRUE?

**Discuss:** What would be cool about being an archaeologist? What secret would you like to discover if you were one?

**Say:** For many years, archaeologists didn't know if the village of Capernaum really existed because they couldn't find the name. Capernaum was an important city in Jesus's ministry and where He performed many miracles, like healing the man lowered through the roof. In 1866, the village of Capernaum was discovered when an archaeologist found a synagogue and a Roman bath. Archaeologists also discovered that the 1st-century builders in Capernaum made their roofs out of grass/straw and earth. This made it easier to bring the sick man through the roof to Jesus.

### BUT WHAT ABOUT . . . TELLING FRIENDS ABOUT JESUS?

**Discuss:** Have you ever had the chance to tell a friend about Jesus?

**Discuss:** What can be scary about talking to others about Jesus?

**Discuss:** What does God have to say about that?

**Say:** God wants us to share the good news of His love with everyone! Wasn't it awesome how the men in the story today were determined to get their friend to Jesus? They knew the man needed Jesus more than anything. Our friends need Jesus more than anything, too. It can be hard sometimes to have conversations about Jesus. We may be afraid our friends will think we are weird or they might get mad at what we say. Generally, people won't get mad if we are nice and respectful in how we share with them. The most important thing we can do for our friends is help them learn that Jesus forgives and makes a way for us to have eternal life. Practice talking about the Gospel so it isn't so hard. Think about how you can share these important points: God made the world, we all sin, and Jesus died on the cross and rose again. When we trust in Him as Savior, we can live forever with Him.



# WHAT WOULD IT LOOK LIKE

**SUPPLIES:**

Bible

**PREP:**

None

**LEADER TIP:**

Be prepared to share about a time when you told someone about Jesus.



**INSTRUCTIONS:**

1. **Read:** Psalm 103:2-3.
2. **Discuss:** What does the Lord forgive?
3. **Read:** 1 John 1:9.
4. **Discuss:** What do we have to do to be forgiven of our sins? What were the friends hoping Jesus would do for their friend?
5. **Say:** Jesus knew exactly what the man needed—forgiveness from his sins and healing.
6. **Discuss:** Do any of you have friends who do not go to church or do not know Jesus?
7. **Discuss:** Why should we help our friends know about Jesus?
8. **Say:** Let's divide into groups and act out scenarios where you share about Jesus with your friends. Each group will have a different place, and together you will act out sharing about Jesus with your friends in that place.
9. *Divide kids into four groups.*
10. *Options of sharing Jesus with friends in different places: in the lunchroom, at a sleepover, at soccer practice, playing in the neighborhood, while waiting to get picked up from school.*
11. *Allow groups time to prepare; then allow each group to perform.*
12. *Gather kids back together.*
13. **Discuss:** What is something you learned about today that you might want to share with a friend?
14. **Discuss:** What is one way you can help your friend know Jesus this week?



**ACTIVITY WRAP-UP:**

Living God's way is the best way, so the most loving thing we can do for our friends is to help them know Jesus!





# Wrap-Up



## WHAT DOES THIS MEAN FOR MY LIFE?

**Say:** We are going to take a few minutes to think about what we have learned today about Jesus. God wants us to love Him even more as we learn more about who He is.

*Pass out the Take-Home page. Instruct kids to think about what they've learned about God today and draw/write an answer to "What does this mean for my life?"*

### CHOOSE YOUR CHALLENGE.

**Say:** We want to respond to God and remember what He has taught us today. We also want to use what He's taught us during the coming week. As we become more like Jesus, our lives change!

*Read the challenges from the Take-Home page aloud. Ask kids to mark which one they want to choose for this week.*



## SAY GOODBYE!

Tell kids goodbye and thank them for being a part of your group.

*As kids wait to be picked up, encourage them to complete the activities on the back of the Take-Home page. As kids work, ask relationship-building questions, such as, "What are you looking forward to this week?" or "What do you do for fun?"*

*As parents arrive at pickup, look for opportunities to connect with them, pointing out the Take-Home page their kid is bringing home.*

### SUPPLIES:

Take-Home page, writing utensils

### PREP:

Print the printable page (1 per kid).



### PRAYER

God, thank You that You heal and You forgive. Help us to show our friends Your love this week. Amen.

## Extra Time?

- Work on Books of the Bible
- Work on Memory Verse
  - ERASE A WORD: Write on a white board, erasing one word at a time after the class repeats the verse out loud to you.
  - BEAN BAG: Have children toss a bean bag to each other and when they catch the bean bag they say the next word in the verse
  - POPCORN: Have children sit in a circle and jump up in turn and say the next word of the verse, sitting down quickly after saying their word
  - HAND MOTIONS: Either you or the kids make up hand motions to key words or phrases of the verse. Practice and then have a competition between boys and girls.

**Greet parents at the door. Make sure you match their security tag with Attendance Book. Have them initial Attendance Book (their security tag and child's nametag can be given to Welcome Desk for nametag ball.)**

**Hand each parent:**

- Any craft/activity page

### **BEFORE YOU LEAVE:**

#### **After 10:00 Services:**

- Erase whiteboard.
- Place Prayer Journal and Curriculum book in supply tub.
- Return Prayer Sheet, KidMin Team Member Report (if needed) and Attendance Book to Welcome Desk

#### **After 11:45 Services:**

- Erase whiteboard.
- Make sure chairs are stacked (kids can do this)
- Turn off TV by:
  - Close PowerPoint
  - Power off computer
  - Turn off TV
- Put everything away – all tables should be completely empty
- Place Prayer Journal and Curriculum book in supply tub.
- Return Prayer Sheet, KidMin Team Member Report (if needed) and Attendance Book to Welcome Desk
- Take supply tub to Resource Room